



# 2011-12 ULM MEN'S BASKETBALL

ULM MEDIA RELATIONS • JEREMY STEVENS • MEN'S BASKETBALL CONTACT  
318-547-5134 • JSTEVENS@ULM.EDU • ULMWARHAWKS.COM

## ULM SCHEDULE/RESULTS

Overall:	1-10	Sun Belt:	0-0
Home:	0-5	Home:	0-0
Away:	1-5	Away:	0-0
Neutral:	0-0	Neutral:	0-0

### EXHIBITION

Date	Opponent	Time/Result
Nov. 1	LUBBOCK CHRISTIAN (EXH.)	W, 67-63
Nov. 7	PHILANDER SMITH (EXH.)	W, 82-69

### REGULAR SEASON

Date	Opponent	Time/Result
Nov. 11	at Ole Miss	L, 38-60
Nov. 14	INDIANA STATE	L, 59-71
Nov. 16	at Tennessee	L, 62-85
Nov. 19	at Southeastern Louisiana	L, 60-63
Nov. 21	at No. 25 Mississippi State	L, 63-78
Nov. 26	HARDING	L, 68-71
Nov. 28	at Nicholls State	W, 86-65

Dec. 3	LOUISIANA TECH	L, 71-73
Dec. 10	at No. 22 Texas A&M	L, 54-67
Dec. 12	NICHOLLS STATE	L, 70-82
Dec. 15	NORTHWESTERN STATE	L, 63-76
Dec. 19	at UNLV	9 p.m.
Dec. 21	at Indiana State	6 p.m.
Dec. 29	WESTERN KENTUCKY*	7:30 p.m.
Dec. 31	ARKANSAS STATE*	4 p.m.

Jan. 5	at Florida Atlantic*	6 p.m.
Jan. 7	at FIU*	6:30 p.m.
Jan. 12	UALR*	7:30 p.m.
Jan. 14	NORTH TEXAS*	4 p.m.
Jan. 19	DENVER*	7:30 p.m.
Jan. 21	at Troy*	7:30 p.m.
Jan. 28	UL-LAFAYETTE*	4 p.m.

Feb. 2	at Arkansas State* (SBN)	8 p.m.
Feb. 4	at UALR*	7 p.m.
Feb. 11	SOUTH ALABAMA*	2 p.m.
Feb. 16	at North Texas*	7 p.m.
Feb. 18	at Denver*	5 p.m.
Feb. 23	MIDDLE TENNESSEE*	7:30 p.m.
Feb. 25	at UL-Lafayette*	7:15 p.m.

All time Central

**BOLD CAPS** denotes home games

\*denotes Sun Belt Conference games

### ULM NAME USAGE

We are ULM. Please note that there are only two correct versions of our institution's name, the preferred acronym ULM and the full name, the University of Louisiana at Monroe. Any other reference, including Louisiana-Monroe, UL-Monroe, La.-Monroe, LAM, or simply Monroe, is incorrect. Additionally, all women's athletic teams are known simply as Warhawks -- not Lady Warhawks or Lady Hawks.



## ULM WARHAWKS (1-10, 0-0 SUN BELT) vs. UNLV RUNNIN' REBELS (11-2, 0-0 MOUNTAIN WEST)

Date	Monday, Dec. 19, 2011
Tipoff	9 p.m. CT
Location	Thomas & Mack Center (Las Vegas, Nev.)
Series History	UNLV leads 1-0
Last Meeting	L, 51-74 (3/14/86)
Coaches	UNLV's Dave Rice (11-2) vs. ULM's Keith Richard (158-151)
Radio	105.3 FM, Nick White (pbp)
Live Stats	ulmwarhawks.com

### WARHAWK QUICK HITS

- ULM is in its 61st season of basketball. The Warhawks have won 10 regular season conference championships, eight conference tournament championships and have made seven NCAA Tournament appearances.
- ULM returns three starters and eight letterwinners off a team that finished 7-24 overall, 2-14 in the Sun Belt last season. The Warhawks also welcome in five newcomers. ULM was picked to finish sixth in the West Division of the Sun Belt Conference.
- ULM has lost three games this season by three points or less, including a 73-71 loss to Louisiana Tech (Dec. 3).
- ULM entered the week ranked 67th nationally in 3-point percentage and 82nd in 3-pointers made per game. The Warhawks are averaging just 12.5 turnovers per game, which ranks 35th in the country.
- ULM has led or been tied with three teams from power six conferences this season, including against a pair of ranked opponents (Texas A&M and Mississippi State).
- The Warhawks have outrebounded their opponent in four of the last five games, including two straight games. ULM is averaging 30.8 rebounds per game on the season.
- Senior guard Fred Brown leads ULM and ranks eighth in the Sun Belt in scoring with 13.8 points per game. Brown is just 69 points shy of reaching 1,000 for his career.
- Sophomore guard Charles Winborne ranks second on the team with 12.5 points and leads the team with 2.5 assists per game. Winborne is shooting a team-best 45.8 percent from 3-point range.

### ULM PROBABLE STARTERS

NO.	NAME	POS.	HT.	WT.	YR.	HOMETOWN	PPG	RPG	APG
5	Christian Bibi Ndongo	F	6-8	195	Sr.	Yaounde, Cameroon	4.1	3.1	0.4
41	Fabio Ribeiro	C	6-10	250	Sr.	Caetopolis, Brazil	4.3	4.9	0.4
11	Charles Winborne	G	6-1	185	So.	Shreveport, La.	12.5	2.5	2.5
24	Hugh Mingo	G	6-3	175	Sr.	West Monroe, La.	7.2	4.3	1.2
55	Fred Brown	G	6-2	190	Sr.	West Palm Beach, Fla.	13.8	2.4	2.4

### ULM OFF THE BENCH

NO.	NAME	POS.	HT.	WT.	YR.	HOMETOWN	PPG	RPG	APG
3	Marcelis Hansberry	G	6-0	180	So.	Jackson, Miss.	5.9	2.3	1.8
4	R.J. McCray	G	6-2	180	So.	Arlington, Texas	2.9	1.5	1.2
10	Trent Mackey	G	6-3	180	Fr.	Tampa, Fla.	6.9	1.6	1.3
15	Steven McClellan	C	6-7	250	So.	Fresno, Calif.	6.8	7.3	0.5
35	Trey Lindsey	F	6-6	205	Fr.	Austin, Texas	3.5	2.5	1.2

### UNLV PROBABLE STARTERS

NO.	NAME	POS.	HT.	WT.	YR.	HOMETOWN	PPG	RPG	APG
12	Brice Massamba	F/C	6-10	245	Sr.	Linkoping, Sweden	6.2	3.5	0.8
11	Carlos Lopez	F	6-11	215	So.	Lajas, Puerto Rico	7.6	2.7	0.5
1	Quintrell Thomas	F	6-8	245	Jr.	Newark, N.J.	4.5	3.3	0.3
0	Oscar Bellfield	G	6-2	190	Sr.	Los Angeles, Calif.	10.4	2.8	5.0
2	Kendall Wallace	G	6-4	195	Sr.	Mesa, Ariz.	3.8	0.9	0.6

**ULM QUICK FACTS****UNIVERSITY INFORMATION**

Name .....	ULM (University of Louisiana at Monroe)
Location .....	Monroe, La. (Ouachita Parish)
Founded .....	1931
Enrollment .....	8,858
Nickname/Mascot .....	Warhawks/Ace
Colors .....	Maroon & Gold
Conference .....	Sun Belt
Affiliation .....	NCAA Division I
President .....	Dr. Nick Bruno
Director of Athletics .....	Bobby Staub

**HOME COURT INFORMATION**

Facility .....	Fant-Ewing Coliseum
Capacity .....	7,000
Opened .....	1971
Playing Surface .....	Maple
All-Time Record .....	381-146
Championship Tournaments Hosted .....	10
Press Row Phone .....	(318) 342-6920

**PROGRAM INFORMATION**

First Season .....	1951-52
Total Seasons .....	60
All-Time Record .....	894-758
All-Time Conference Record .....	383-317
Gulf States (18 seasons) .....	100-98
Atlantic Sun (4 seasons) .....	23-11
Southland (24 seasons) .....	231-149
Sun Belt (5 seasons) .....	29-59
Winning Seasons .....	38
Last .....	2006-07 (18-14)
20-Plus Win Seasons .....	10
Last .....	2001-02 (20-12)
Regular Season Conference Championships .....	10
.. (1962, 1965, 1980, 1986, 1990, 1991, 1993, 1994, 1996, 1997)	
Conference Tournament Titles .....	8
..... (1979, 1982, 1986, 1990, 1991, 1992, 1993, 1996)	
NCAA Tournament Appearances .....	7
Last .....	1996 (Wake Forest: L, 50-62)
NIT Appearances .....	2
Last .....	1988 (Arkansas State: L, 59-70)

**2010-11 SEASON RECAP**

Overall Record .....	7-24
Home .....	4-9
Away .....	2-13
Neutral .....	1-2
SBC Record .....	2-14 (6th West)
Home .....	0-8
Away .....	2-6
SBC Tournament Record .....	0-1
Starters R/L .....	3/2
Letterwinners R/L .....	8/4
Newcomers (HS/TR) .....	5 (4/1)
Returning Scoring .....	.62 percent
Returning Rebounding .....	.58 percent

**BASKETBALL STAFF**

Head Coach .....	Keith Richard
Alma Mater .....	ULM, 1982
Record at ULM .....	7-24 (1 season)
Career Record .....	157-141 (10 seasons)
Assistant Coach .....	Cord Wright (Limestone, 2002)
Assistant Coach .....	Brandon Roberts (ULM, 2009)
Athletic Trainer .....	Jeremy Teblum (Florida State, 2009)
Strength & Conditioning .....	Joe Girardi (Miami, Fla., 2009)
Video Coordinator .....	Matt Braunscheidel (St. Bonaventure, 2006)
Academic Counselor .....	Elizabeth Holbert (Ole Miss, 2008)

**GAME BASICS**

The Warhawks (1-10) face a tough road test Monday when they travel to Las Vegas, Nev., to face UNLV (11-2) at 9 p.m. CT inside the Thomas & Mack Center. The game can be heard on 105.3 FM in Monroe or online at [ulmwarhawks.com](http://ulmwarhawks.com), with Nick White calling the action. Live stats are available by visiting [ulmwarhawks.com](http://ulmwarhawks.com).

**UPDATING THE WARHAWKS**

- ULM is coming off a 76-63 loss at home to Northwestern State Thursday. The Warhawks shot 42.6 percent from the field and converted just 2-of-9 from 3-point range.

- The Warhawks outrebounded the Demons 31-29 and have outrebounded four of their last five opponents. ULM is averaging 30.8 rebounds per game.

- A big reason for the Warhawks' rebounding success over the last five games is the presence of 6-foot-7 center Steven McClellan. The sophomore is averaging 10.0 rebounds over the last two games, including a career-high 11 against Nicholls State (Dec. 12). He leads the team with 7.3 rebounds in four games since coming out of redshirt.

- As a team, the Warhawks rank fifth in the Sun Belt in field-goal percentage (.424) and sixth in 3-point percentage (.368). ULM also ranks fourth in the conference in 3-pointers per game (6.8).

- The Warhawks ranked as high as 37th nationally in 3-point percentage two weeks ago, but have cooled down from deep over the past few games. ULM enters play Monday shooting 36.6 percent from beyond the arc.

- Senior guard Fred Brown scored in double figures for the first in two games with a team-high 14 points against Northwestern State Thursday. Brown leads the team and ranks eighth in the Sun Belt with 13.8 points per game and is tied for sixth in the conference with 2.0 3-pointers made per game. He is just 69 points shy of reaching 1,000 for his career.

- Sophomore guard Charles Winborne is the only other ULM player to average in double figures in scoring with 12.5 points per game. He has scored in double figures in five of his last six games, including 13 points Thursday against Northwestern State. Over the last six games, Winborne leads the team with 14.8 points per game and is shooting 51.7 percent from the field and 42.3 percent from 3-point range.

- Senior guard Hugh Mingo has come on late and is averaging 7.2 points and 4.3 rebounds per game this season. Mingo had a season-best 21 points on 6-of-9 shooting at then No. 22 Texas A&M on Dec. 10. He is averaging 11.3 points and 6.0 rebounds over ULM's last three games.

- Freshman guard Trent Mackey is having a solid first season, averaging 6.9 points and shooting 42.9 percent from the field. Mackey ranks third on the team with 17 3-pointers this season.

- The ULM bench has outscored its opponent's bench in 7 of 11 games so far this season. The Warhawks are averaging 24.2 points off the bench and are outscoring their opponents' bench by an average of 4.3 points per game.

- The Warhawks have taken care of the ball through 11 games this season, ranking 35th nationally with just 12.5 turnovers per game. ULM also ranks 87th in the country in assist-turnover ratio (1.06).

**OTHER NOTES**

- ULM shot a season-best 62 percent from the field against Nicholls State (Nov. 28). It was the Warhawks' highest shooting percentage in a game since December of 2009.

- ULM has hung tough with some of the best teams in the country this season. The Warhawks led then No. 25 Mississippi State by two points with 14:13 remaining (Nov. 21) and most recently were tied 43-all at No. 22 Texas A&M with 13:20 to play (Dec. 10). In addition, ULM also had a second-half lead at Tennessee on Nov. 16.

- The Warhawks made at least 10 3-pointers in back-to-back games earlier this season. ULM had 11 3s against Harding (Nov. 26) and followed it up with 12 3s against Nicholls State (Nov. 28). ULM has made 73 3-pointers so far this season.

- The Warhawks are playing the 2011-12 season with just nine active scholarship players and are banned from participating in postseason play due to NCAA APR sanctions.

**PREVIEWING THE RUNNIN' REBELS**

- UNLV enters play Monday with a record of 11-2, including wins over then No. 1 North Carolina (90-80) and No. 19 Illinois (64-48). The Runnin' Rebels are 6-0 at home in the Thomas & Mack Center this season. UNLV is averaging 77.7 points per game and shooting 46.1 percent from the field, 35.4 percent from 3-point range and 71.8 percent from the free-throw line.

- Mike Moser leads UNLV with 14.2 points and 12.2 rebounds per game. Moser is shooting 47.9 percent (70-of-146) from the field and 81.0 percent (31-of-42) from the free-throw line. Chace Stanback contributes 13.3 points per game, while Oscar Bellfield scores 10.4 points and Justin Hawkins adds 10.2 points per game.

**STATS COMPARISON****CATEGORY**

Overall Record	1-10	11-2
Conference Record	0-0	0-0
Points Per Game	63.1	77.7
Opp. Points Per Game	71.9	64.3
Rebounds Per Game	30.8	39.3
Rebounding Margin	-3.5	+5.5
Field Goal Pct.	.424	.461
Opp. Field Goal Pct.	.458	.405
3-Point Pct.	.366	.354
Opp. 3-Point Pct.	.379	.352
Free Throw Pct.	.690	.718
Assists Per Game	12.5	17.4
Turnovers Per Game	12.5	13.5
Turnover Margin	-1.4	+2.3
Blocked Shots Per Game	2.2	5.1
Steals Per Game	4.9	8.6

**CAREER TOTALS FOR CURRENT WARHAWKS****POINTS**

Fred Brown.....	931
Hugh Mingo.....	374
Steven McClellan.....	171
Marcelis Hansberry.....	166
Fabio Ribeiro.....	149
Charles Winborne.....	140
R.J. McCray.....	101
Christian Bibi Ndongo.....	75
Trent Mackey.....	76
Trey Lindsey.....	39
Reginald Smith.....	3
Ife Eke.....	0
D'Andre Martin.....	0

**REBOUNDS**

Hugh Mingo.....	194
Fred Brown.....	177
Steven McClellan.....	142
Fabio Ribeiro.....	136
Christian Bibi Ndongo.....	66
Marcelis Hansberry.....	60
R.J. McCray.....	37
Trey Lindsey.....	28
Charles Winborne.....	28
Trent Mackey.....	18
Ife Eke.....	3
D'Andre Martin.....	0
Reginald Smith.....	0

**ASSISTS**

Fred Brown.....	167
Marcelis Hansberry.....	65
Hugh Mingo.....	53
Charles Winborne.....	28
R.J. McCray.....	27
Steven McClellan.....	16
Trent Mackey.....	14
Trey Lindsey.....	13
Fabio Ribeiro.....	11
Christian Bibi Ndongo.....	9
Ife Eke.....	0
D'Andre Martin.....	0
Reginald Smith.....	0

**STEALS**

Fred Brown.....	88
Hugh Mingo.....	47
Marcelis Hansberry.....	19
Steven McClellan.....	14
Fabio Ribeiro.....	10
R.J. McCray.....	10
Christian Bibi Ndongo.....	9
Trey Lindsey.....	7
Charles Winborne.....	4
Trent Mackey.....	3
D'Andre Martin.....	1
Ife Eke.....	0
Reginald Smith.....	0

**BLOCKS (Top Five Only)**

Christian Bibi Ndongo.....	17
Steven McClellan.....	12
Fabio Ribeiro.....	10
Fred Brown.....	8
Hugh Mingo.....	8

• Dave Rice is in his first season as the head coach at his alma mater. Prior to returning to UNLV, Rice spent six seasons as an assistant coach at BYU and helped the Cougars to five straight 25-win seasons and five straight NCAA Tournament appearances. Rice played for the Runnin' Rebels from 1989-91 under legendary coach Jerry Tarkanian, and helped the team to a 69-6 record in his two seasons, including a pair of Final Four appearances and the 1990 National Championship.

**SERIES HISTORY**

The Warhawks and Runnin' Rebels will be meeting for the second time in school history Monday. UNLV defeated ULM 74-51 in the first round of the 1986 NCAA Tournament in Long Beach, Calif.

**UP NEXT**

ULM wraps up a two-game roadtrip Wednesday at Indiana State at 6:05 p.m. CT. Indiana State defeated ULM 71-59 back on Nov. 14 in Monroe.

**MCCLELLAN MAKES SEASON DEBUT**

Sophomore Steven McClellan saw his first action of the season Dec. 3 against Louisiana Tech. McClellan came off the bench with six points, seven rebounds and a blocked shot in 21 minutes of action. The 6-foot-7 center was slated to redshirt this season, but adds much needed height to the ULM frontcourt.

**BROWN CHASING 1,000 POINTS**

Senior guard Fred Brown moved to within 69 points of reaching 1,000 for his career Saturday against Texas A&M. Brown, who scored 380 points in two seasons with Kansas State, has been the leading scorer for ULM for two straight years. He has notched double figures in scoring in 43 games during his career, including eight times this season.

**ULM CLOSING IN ON 900 WINS**

In its 61st season of men's basketball, ULM is just six wins shy of reaching 900 in its history. The men's basketball program has been one of the finest at ULM over the years as the Warhawks have captured 10 regular season conference titles, eight conference tournament championships and have appeared in the NCAA Tournament seven times and the NIT twice.

**WARHAWK INK TWO IN EARLY SIGNING PERIOD**

ULM men's basketball head coach Keith Richard announced Thursday the signing of high school seniors Kyle Koszuta and Taylor Birchett to national letters of intent. Koszuta and Birchett are the first two players to sign with the Warhawks for the 2012-13 season.

"We are excited about Kyle and Taylor joining our team next season," Richard said. "They're great kids that come from great families and will help us move this program forward."

Koszuta, a 6-1 point guard, attends Niceville High School in Niceville, Fla. Koszuta averaged 16.1 points and 1.5 assists as a junior, helping the Eagles to a 15-9 record. He scored a season-best 31 points on 12-of-23 shooting against Bainbridge (Ga.) last season.

Birchett, a 6-4 shooting guard, attends Roswell High School in Roswell, Ga. He led his team in scoring with 16.5 points as a junior and helped Roswell to its first Georgia 'Sweet 16' appearance in 14 years. He shot 43.2 percent from the field (118-of-273) and 40.3 percent from 3-point range (54-of-134) as a junior and was named to the 6-5A all-region team and the All-North Fulton Prep Rally first team.

**EKE TO REDSHIRT IN 2011-12**

ULM men's basketball head coach Keith Richard announced Tuesday that sophomore Ife Eke will redshirt during the 2011-12 season and will have three years of eligibility remaining starting next season. The Warhawks will play the season with nine scholarship players.

Eke suffered a season-ending injury by tearing his anterior cruciate ligament (ACL) in practice last week and is expected to have surgery in the near future.

**FAMILIAR FOES**

ULM will renew in-state rivalries against former Southland Conference foes Northwestern State, Southeastern Louisiana and Nicholls State in 2011-12. The Warhawks will also face Louisiana Tech for the fourth consecutive season.

ULM has faced Northwestern State more than any other team as the two will meet for the 118th time this season. The Warhawks and Demons have not faced each other since 2005-06, the last season ULM competed in the Southland. Similarly, the Warhawks will meet Southeastern Louisiana for the 91st time and Nicholls State for the 71st time in school history.

**BROWN TABBED PRESEASON ALL-SUN BELT**

Senior guard Fred Brown has picked up plenty of preseason accolades as he was named to virtually everyone's preseason All-Sun Belt team. Brown was chosen to All-Sun Belt Third Team by the conference coaches and College Sports Madness. Brown

**SUN BELT STANDINGS**

EAST DIVISION	Sun Belt			Overall		
	W	L	Pct.	W	L	Pct.
Middle Tennessee	0	0	.000	10	2	.833
South Alabama	0	0	.000	6	3	.667
Troy	0	0	.000	4	5	.444
Florida Atlantic	0	0	.000	4	7	.364
Western Kentucky	0	0	.000	4	8	.333
FIU	0	0	.000	3	8	.273

WEST DIVISION	Sun Belt			Overall		
	W	L	Pct.	W	L	Pct.
Denver	0	0	.000	8	2	.800
Arkansas State	0	0	.000	5	6	.455
North Texas	0	0	.000	4	5	.444
UL-Lafayette	0	0	.000	5	8	.385
UALR	0	0	.000	3	9	.250
<b>ULM</b>	<b>0</b>	<b>0</b>	<b>.000</b>	<b>1</b>	<b>10</b>	<b>.091</b>

**MID-MAJOR TOP 25 (Dec. 12, 2011)**

No.	School	Record	Pts.	Prev.
1.	Creighton (21)	7-1	740	1
2.	Murray State (5)	10-0	697	10
3.	Harvard (1)	9-1	693	2
4.	Cleveland State (1)	10-1	625	5
5.	Iona	7-2	593	3
6.	Belmont	6-2	581	6
7.	Wichita State	7-2	572	7
8.	Kent State (1)	7-1	568	8
9.	Gonzaga (1)	5-2	528	4
10.	Saint Mary's	5-1	492	9
11.	Northern Iowa (1)	9-1	454	21
12.	BYU	8-2	442	15
13.	Weber State	6-2	329	11
14.	UC Santa Barbara	4-2	313	14
15.	George Mason	7-3	294	12
16.	Indiana State	7-2	261	16
17.	College of Charleston	7-1	254	19
18.	Ohio	7-1	230	25
19.	Middle Tennessee	9-2	232	17
20.	VCU	6-3	226	20
21.	Oakland	6-4	174	18
22.	Long Beach State	4-5	161	13
23.	Denver	6-2	106	NR
24.	Loyola (MD)	8-1	79	NR
25.	Campbell	8-1	64	NR

**OTHERS RECEIVING VOTES:** Valparaiso 62, Wisconsin Milwaukee 45, Davidson 44, Coastal Carolina 31, Missouri State 25, Robert Morris 24, Lamar 24, Norfolk State 15, Youngstown State 14, South Dakota State 12, Wagner 11, Butler 10, Fairfield 10, Ball State 9, North Dakota State 9, Lehigh 8, Buffalo 5, Drake 5, Elon 3, Oral Roberts 3, Georgia State 2, Akron 1, Columbia 1, Mercer 1, Santa Clara 1, Utah Valley 1, Yale 1.

was also picked as one of the top five players in the Sun Belt by Jon Teitel of collegehoops.net.

**BROWN, MINGO NAMED TEAM CAPTAINS**

Head Coach Keith Richard named seniors Fred Brown and Hugh Mingo team captains for the 2011-12 season. Brown and Mingo are the two leading returning scorers from last season. They combined to make 58 starts and averaged over 32 minutes per game a year ago.

**WARHAWKS PICKED SIXTH IN SUN BELT WEST DIVISION**

ULM was picked to finish sixth in the West Division of the Sun Belt by its conference coaches. Arkansas State received 64 points and was picked to win the West, followed by UL-Lafayette (60), North Texas (50), Denver (40), UALR (26) and ULM (12).

Florida Atlantic got all but one first-place vote to earn the top spot in the East Division. The Owls were followed by Middle Tennessee (59), Western Kentucky (41), South Alabama (33), FIU (31) and Troy (17).

**FANT-EWING COURT GETS NEW LOOK**

The court inside Fant-Ewing Coliseum will have a new look to it when the ULM men's and women's basketball teams begin play in November.

The court has been redesigned and repainted with a fresh look, which includes the primary ULM logo at center court and "Warhawks" on each baseline. It is the first major renovation to the court since the fall of 2006.

The redesign also accommodates the new women's 3-point line, which moves back a foot to 20 feet, 9 inches (the same as the men) and the addition of the charge circle underneath each basket.

Fant-Ewing Coliseum has received several upgrades since 2009, including a new scoreboard and new scorer's tables.

**MISC. STATS**

Largest halftime lead .....	2, at Nicholls State (11/28/11)
Largest halftime deficit .....	22, at Ole Miss (11/11/11)
Largest halftime lead surrendered to lose .....	n/a
Largest halftime deficit overcome to win .....	n/a
Largest lead at any time .....	21, at Nicholls State (11/28/11)
Largest deficit at any time .....	26, at Ole Miss (11/11/11)
Largest lead surrendered to lose .....	8, at Mississippi State (11/21/11)
Largest deficit overcome to win .....	6, at Nicholls State (11/28/11)
Largest margin of victory .....	21, at Nicholls State (11/28/11)
Largest margin of defeat .....	23, at Tennessee (11/16/11)
Most points scored in a half .....	50 (second half), at Nicholls State (11/28/11)
Fewest points scored in a half .....	11, at Ole Miss (11/11/11)
Most points allowed in a half .....	52, at Tennessee (11/16/11)
Fewest points allowed in a half .....	24, at Southeastern La. (11/19/11)



## 2011-12 ROSTER

## NUMERICAL ROSTER

##	Name	Pos.	Cl.	Ht.	Wt.	Hometown (Previous School)
3	Marcelis Hansberry	G	So.	6-0	180	Jackson, Miss. (Provine HS)
4	R.J. McCray	G	So.	6-2	180	Arlington, Texas (Grace Prep Academy)
5	Christian Bibi Ndongo	F	Sr.	6-8	195	Yaounde, Cameroon (John Wood CC)
10	Trent Mackey	G	Fr.	6-3	180	Tampa, Fla. (Newsome HS)
11	Charles Winborne	G	So.	6-1	185	Shreveport, La. (Loyola-Chicago)
14	Ife Eke*	F	So.	6-7	210	Lagos, Nigeria (Northwest Rankin HS)
15	Steven McClellan	C	So.	6-7	250	Fresno, Calif. (Edison HS)
23	Reginald Smith	G	Fr.	6-0	160	Columbia, La. (Caldwell HS)
24	Hugh Mingo	G	Sr.	6-3	175	West Monroe, La. (South Plains CC)
33	D'Andre Martin	G	Fr.	6-2	195	Monroe, La. (Richwood HS)
35	Trey Lindsey	F	Fr.	6-6	205	Austin, Texas (Bowie HS)
41	Fabio Ribeiro	C	Sr.	6-10	250	Caetopolis, Brazil (New Mexico JC)
55	Fred Brown	G	Sr.	6-2	190	West Palm Beach, Fla. (Kansas State)

\*Will redshirt during the 2011-12 season

## ALPHABETICAL ROSTER

##	Name	Pos.	Cl.	Ht.	Wt.	Hometown (Previous School)
5	Christian Bibi Ndongo	F	Sr.	6-8	195	Yaounde, Cameroon (John Wood CC)
55	Fred Brown	G	Sr.	6-2	190	West Palm Beach, Fla. (Kansas State)
14	Ife Eke*	F	So.	6-7	210	Lagos, Nigeria (Northwest Rankin HS)
3	Marcelis Hansberry	G	So.	6-0	180	Jackson, Miss. (Provine HS)
35	Trey Lindsey	F	Fr.	6-6	205	Austin, Texas (Bowie HS)
10	Trent Mackey	G	Fr.	6-3	180	Tampa, Fla. (Newsome HS)
33	D'Andre Martin	G	Fr.	6-2	195	Monroe, La. (Richwood HS)
15	Steven McClellan	C	So.	6-7	250	Fresno, Calif. (Edison HS)
4	R.J. McCray	G	So.	6-2	180	Arlington, Texas (Grace Prep Academy)
24	Hugh Mingo	G	Sr.	6-3	175	West Monroe, La. (South Plains CC)
41	Fabio Ribeiro	C	Sr.	6-10	250	Caetopolis, Brazil (New Mexico JC)
23	Reginald Smith	G	Fr.	6-0	160	Columbia, La. (Caldwell HS)
11	Charles Winborne	G	So.	6-1	185	Shreveport, La. (Loyola-Chicago)

\*Will redshirt during the 2011-12 season

## COACHING STAFF

**Head Coach:** Keith Richard, second season at ULM**Assistant Coach:** Cord Wright, second season at ULM**Assistant Coach:** Brandon Roberts, second season at ULM

## PRONUNCIATION

Keith <b>RICHARD</b>	Re-CHARD
Christian <b>BIBI NDONGO</b>	be-be-DONGO
<b>IFE EKE</b>	if-E E-kay
Fabio <b>RIBEIRO</b>	rib-ARROW
<b>D'ANDRE</b> Martin	DEE-on-dre

## BY CLASS

Seniors .....	Fred Brown
.....	Hugh Mingo
.....	Fabio Ribeiro
.....	Christain Bibi Ndongo
Sophomores .....	Marcelis Hansberry
.....	R.J. McCray
.....	Charles Winborne
.....	Ife Eke
.....	Steven McClellan
Freshman .....	Trent Mackey
.....	Reginald Smith
.....	D'Andre Martin
.....	Trey Lindsey

## BY POSITION

Guard .....	Marcelis Hansberry
.....	R.J. McCray
.....	Trent Mackey
.....	Charles Winborne
.....	Reginald Smith
.....	Hugh Mingo
.....	D'Andre Martin
.....	Fred Brown
Forward .....	Christian Bibi Ndongo
.....	Ife Eke
.....	Trey Lindsey
Center .....	Steven McClellan
.....	Fabio Ribeiro

## BY HEIGHT

6-0 .....	Reginald Smith
.....	Marcelis Hansberry
6-1 .....	Charles Winborne
6-2 .....	Fred Brown
.....	R.J. McCray
.....	D'Andre Martin
6-3 .....	Hugh Mingo
.....	Trent Mackey
6-6 .....	Trey Lindsey
6-7 .....	Steven McClellan
.....	Ife Eke
6-8 .....	Christian Bibi Ndongo
6-10 .....	Fabio Ribeiro

## BY STATE

Louisiana.....	Charles Winborne
.....	Reginald Smith
.....	Hugh Mingo
.....	D'Andre Martin
Texas .....	R.J. McCray
.....	Trey Lindsey
Mississippi.....	Marcelis Hansberry
.....	Ife Eke
Florida.....	Fred Brown
.....	Trent Mackey
California.....	Steven McClellan
Brazil .....	Fabio Ribeiro
Cameroon .....	Christian Bibi Ndongo





## HEAD COACH KEITH RICHARD

Keith Richard returned to his alma mater to become ULM's seventh men's basketball head coach on April 22, 2010. Now in his second season, Richard seeks to restore the rich tradition of the ULM men's basketball program — something he knows very well.

Richard became the second ULM men's basketball coach — joining Mike Vining — to have also been a student-athlete and an assistant coach for the program. He was with the Warhawks in both capacities for six of the program's seven NCAA Tournament appearances in the 80s and 90s.

The Warhawks finished 7-24 in Richard's first season that was plagued by scholarship limits and youth. Despite the record, the Warhawks were competitive, losing seven games by six points or less. The season highlight came in an 82-75 victory at North Texas in the final week of the regular season. The Warhawks also took down Big Sky Tournament champion Northern Colorado 78-75 in Fant-Ewing Coliseum on Dec. 22.

As a student-athlete, Richard bridged the transition from Lenny Fant to Benny Hollis to Vining. He played on Fant's final team, played two seasons for Hollis and then completed his playing career on Vining's first team. ULM won three Trans-America Athletic Conference championships during his four years and advanced to the NCAA Tournament in 1982, the school's first-ever appearance, and the NIT in 1979. He twice led the team in assists and was team captain in 1980-81 and 1981-82.

Following his playing career, Richard spent two seasons as a graduate assistant at ULM (1984-86), assisting as his alma mater won the Southland Conference regular season and tournament titles in 1985, earning a trip to the NCAA Tournament.

Richard moved on to Marshall University for three years from 1986-89, helping the Thundering Herd win two Southern Conference crowns and a Southern Conference tournament title. Marshall participated in the 1987 NCAA Tournament and the 1988 NIT while Richard was on staff.

He returned to ULM for the 1989-90 season, spending five seasons as an assistant coach. In those five years, ULM won four Southland Conference regular season championships, four Southland Conference tournaments and made four appearances in the NCAA Tournament (1990, 1991, 1993, 1994). He departed in 1994 to join the staff at Louisiana Tech.

In his first season at Louisiana Tech, Richard helped the Bulldogs to the second biggest turnaround in the nation as they won 14 games after winning just two in the season prior to his arrival.

The following year Richard was promoted from assistant coach to associate head coach, spending three seasons in that capacity. He helped the Bulldogs reach the championship game of the Sun Belt Tournament in 1997, the school's first appearance in five seasons.

Richard became the head coach at Louisiana Tech prior to the 1998-99 season, guiding the Bulldogs for nine seasons. In his time at the helm of Louisiana Tech, Richard compiled a record of 150-117, the third-most wins in school history. In nine seasons, Richard had 11 players named all-conference, including three-time NCAA rebounding champion Paul Millsap, who went on to be drafted by the Utah Jazz. This season, Millsap will begin his fifth year with the Jazz.

During Richard's tenure at Louisiana Tech, the Bulldogs went on the road and won money games against the likes of Auburn, Baylor, Memphis (coached by John Calipari) and Texas Tech (coached by Bob Knight).

In his first season as head coach, Louisiana Tech won the Sun Belt regular season championship. Richard was named Sun Belt Conference Coach of the Year and two players, Lonnie Cooper and Craig Jackson, earned all-conference accolades.

The next year, Richard guided Louisiana Tech to a 21-win season, the school's first of three 20-plus win seasons under Richard. Gerrod Henderson and Jackson earned All-Sun Belt honors that year, with Henderson named the Sun Belt's Most Valuable Player.

In 2001-02, Louisiana Tech moved from the Sun Belt into the Western Athletic Conference, where Richard immediately turned the Bulldogs into a contender for the conference crown, posting a 22-10 overall record, 14-4 in conference play. Led by Henderson, who earned All-WAC honors, Richard's Bulldogs earned a berth in the NIT, where they defeated Louisiana-Lafayette and Vanderbilt before falling to Villanova.

Richard took the Bulldogs to the postseason again during the 2005-06 season as Louisiana Tech won 20 games and earned a trip to the NIT. That year, Millsap was named as an All-WAC performer for the third consecutive season while also leading the nation in rebounding for the third-straight season.

In nine years as the head coach at Louisiana Tech, Richard's teams posted a conference record of 90-60, going 32-14 in three seasons in Sun Belt and 58-46 in six years in the WAC. At ULM, Richard returns to the Sun Belt where he currently stands as the league's 10th winningest coach in conference games, with a .696 winning percentage.

Prior to returning to guide his alma mater, Richard spent the past two seasons as an assistant coach at LSU, where he helped the Tigers win the 2008-09 SEC regular season championship and reach the second round of the NCAA Tournament before losing to eventual national champion North Carolina.



### THE RICHARD FILE

**8-34 Record at ULM (second season)**  
**158-151 Career Record (11th season)**

#### COACHING HONORS

1999 Sun Belt Coach of the Year

Has been part of the coaching staff for seven NCAA Tournament and three NIT teams

#### COACHING CAREER

Season	School	Position	Record/Postseason
1984-85	ULM	Graduate Assistant	17-12
1985-86	ULM	Graduate Assistant	20-10/NCAA
1986-87	Marshall	Assistant Coach	25-6/NCAA
1987-88	Marshall	Assistant Coach	24-8/NIT
1988-89	Marshall	Assistant Coach	15-15
1989-90	ULM	Assistant Coach	22-8/NCAA
1990-91	ULM	Assistant Coach	25-8/NCAA
1991-92	ULM	Assistant Coach	19-10/NCAA
1992-93	ULM	Assistant Coach	26-5/NCAA
1993-94	ULM	Assistant Coach	19-9
1994-95	Louisiana Tech	Assistant Coach	14-13
1995-96	Louisiana Tech	Associate Head Coach	11-17
1996-97	Louisiana Tech	Associate Head Coach	15-14
1997-98	Louisiana Tech	Associate Head Coach	12-15
1998-99	Louisiana Tech	Head Coach	19-9
1999-00	Louisiana Tech	Head Coach	21-8
2000-01	Louisiana Tech	Head Coach	17-12
2001-02	Louisiana Tech	Head Coach	22-10/NIT
2002-03	Louisiana Tech	Head Coach	12-15
2003-04	Louisiana Tech	Head Coach	15-15
2004-05	Louisiana Tech	Head Coach	14-15
2005-06	Louisiana Tech	Head Coach	20-13/NIT
2006-07	Louisiana Tech	Head Coach	10-20
2008-09	LSU	Assistant Coach	27-8/NCAA
2009-10	LSU	Assistant Coach	11-20
2010-11	ULM	Head Coach	7-24
2011-12	ULM	Head Coach	1-10

#### PLAYING CAREER

Played for ULM from 1978-82; Coached by Lenny Fant, Benny Hollis & Mike Vining

1979 Atlantic Sun Tournament Champions, NIT

1980 Atlantic Sun Regular Season Champions

1982 Atlantic Sun Tournament Champions, NCAA

Two-time team captain ('81 & '82)

Led team in assists twice



**2011-12 ULM Men's Basketball**  
**ULM Combined Team Statistics (as of Dec 18, 2011)**  
**All games**

<b>RECORD:</b>	<b>OVERALL</b>	<b>HOME</b>	<b>AWAY</b>	<b>NEUTRAL</b>
ALL GAMES	1-10	0-5	1-5	0-0
CONFERENCE	0-0	0-0	0-0	0-0
NON-CONFERENCE	1-10	0-5	1-5	0-0

#	Player	gp-gs	min	avg	Total		3-Point		F-Throw		Rebounds				pf	dq	a	to	blk	stl	pts
					fg-fga	fg%	3fg-fga	3fg%	ft-fa	ft%	off	def	tot	avg							
55	Brown, Fred	11-9	310	28.2	53-132	.402	22-55	.400	24-29	.828	9	17	26	2.4	20	1	27	27	0	13	152
11	Winborne, Charles	11-9	303	27.5	49-100	.490	22-48	.458	17-24	.708	4	23	27	2.5	14	0	28	14	1	3	137
24	Mingo, Hugh	11-7	223	20.3	32-79	.405	6-20	.300	9-14	.643	11	36	47	4.3	22	0	13	13	4	3	79
10	Mackey, Trent	11-6	252	22.9	27-63	.429	17-43	.395	5-6	.833	3	15	18	1.6	22	1	14	16	1	3	76
15	McClellan, Steven	4-2	79	19.8	11-23	.478	0-0	.000	5-6	.833	10	19	29	7.3	17	3	2	7	3	4	27
03	Hansberry, Marcelis	11-4	227	20.6	25-68	.368	2-17	.118	13-21	.619	6	19	25	2.3	16	0	20	10	1	8	65
41	Ribeiro, Fabio	11-7	219	19.9	20-53	.377	0-0	.000	7-11	.636	15	39	54	4.9	20	0	4	18	3	3	47
05	Bibi Ndongo, C.	9-6	180	20.0	11-25	.440	1-3	.333	14-23	.609	9	19	28	3.1	24	0	4	4	9	5	37
35	Lindsey, Trey	11-4	216	19.6	13-29	.448	4-14	.286	9-11	.818	5	23	28	2.5	38	4	13	10	0	7	39
04	McCray, R.J.	11-1	169	15.4	14-26	.538	1-5	.200	3-7	.429	3	14	17	1.5	8	0	13	11	2	4	32
23	Smith, Reginald	3-0	9	3.0	1-2	.500	0-0	.000	1-2	.500	0	0	0	0.0	0	0	0	0	0	0	3
33	Martin, D'Andre	4-0	13	3.3	0-4	.000	0-0	.000	0-1	.000	0	0	0	0.0	1	0	0	3	0	1	0
Team											18	22	40		1		4				
Total.....		11	2200		256-604	.424	75-205	.366	107-155	.690	93	246	339	30.8	203	9	138	137	24	54	694
Opponents.....		11	2200		271-592	.458	91-240	.379	158-221	.715	103	274	377	34.3	155	-	164	122	46	70	791

TEAM STATISTICS	ULM	OPP	Date	Opponent	Score	A
SCORING	694	791	11/11/11	at Ole Miss	L 38-60	57
Points per game	63.1	71.9	11/14/11	INDIANA STATE	L 59-71	12
Scoring margin	-8.8	-	11/16/11	at Tennessee	L 62-85	147
FIELD GOALS-ATT	256-604	271-592	11/19/11	at Southeastern La.	L 60-63	8
Field goal pct	.424	.458	11-21-11	at Mississippi State	L 63-78	75
3 POINT FG-ATT	75-205	91-240	11/26/11	HARDING	L 68-71	8
3-point FG pct	.366	.379	11/28/11	at Nicholls State	w 86-65	5
3-pt FG made per game	6.8	8.3	12/03/11	LOUISIANA TECH	L 71-73	20
FREE THROWS-ATT	107-155	158-221	12/10/11	at Texas A&M	L 54-67	68
Free throw pct	.690	.715	12/12/11	NICHOLLS STATE	L 70-82	11
F-Throws made per game	9.7	14.4	12/15/11	NORTHWESTERN STATE	L 63-76	12
REBOUNDS	339	377	* - Conference game			
Rebounds per game	30.8	34.3				
Rebounding margin	-3.5	-				
ASSISTS	138	164				
Assists per game	12.5	14.9				
TURNOVERS	137	122				
Turnovers per game	12.5	11.1				
Turnover margin	-1.4	-				
Assist/turnover ratio	1.0	1.3				
STEALS	54	70				
Steals per game	4.9	6.4				
BLOCKS	24	46				
Blocks per game	2.2	4.2				
ATTENDANCE	6574	36353				
Home games-Avg/Game	5-1315	6-6059				
Neutral site-Avg/Game	-	0-0				

Score by Periods	1st	2nd	Totals
ULM	299	395	694
Opponents	396	395	791



## INSIDE THE NUMBERS

## ULM BASKETBALL STATISTICAL BREAKDOWN

TEAM	GAMES	FG-FGA	PCT.	3F-3PA	PCT.	FT-FTA	PCT.	O-D	TOT	AVG.	FOUL	DQ	AST	AVG	TO	BLK	STL	PTS	AVG
OVERALL (1-10)	11	256-604	.424	75-205	.366	107-155	.690	93-246	339	30.8	203	9	138	12.5	137	24	54	694	63.1
HOME (0-5)	5	115-283	.406	36-91	.396	65-89	.730	51-115	166	33.2	100	7	63	12.6	66	14	21	331	66.2
AWAY (1-5)	6	141-321	.439	39-114	.342	42-66	.636	42-131	173	28.8	103	2	75	12.5	71	10	33	363	60.5
NEUTRAL																			
NON-CONF (1-10)	11	256-604	.424	75-205	.366	107-155	.690	93-246	339	30.8	203	9	138	12.5	137	24	54	694	63.1
CONFERENCE																			

## INSIDE THE NUMBERS

RECORD BY VENUE	2011-12 Overall	2011-12 Sun Belt	2010-11 Overall	2010-11 Sun Belt
Overall	1-10		7-24	2-14
Home (Fant-Ewing Coliseum)	0-5		4-9	0-8
Away	1-5		2-13	2-6
Neutral			1-2	0-0

RECORD BY HALFTIME	2011-12 Overall	2011-12 Sun Belt	2010-11 Overall	2010-11 Sun Belt
When ULM leads at halftime	1-0		5-3	0-2
When ULM trails at halftime	0-9		1-21	1-12
When ULM is tied at halftime	0-1		1-0	1-0

RECORD BY SCORING OFFENSE	2011-12 Overall	2011-12 Sun Belt	2010-11 Overall	2010-11 Sun Belt
When ULM scores 100+ points			0-0	0-0
When ULM scores 90-99 points			0-0	0-0
When ULM scores 80-89 points	1-0		2-0	1-0
When ULM scores 70-79 points	0-2		2-2	0-2
When ULM scores 60-69 points	0-5		2-8	1-5
When ULM scores 50-59 points	0-2		1-9	0-5
When ULM scores 40-49 points			0-3	0-1
When ULM scores 30-39 points	0-1		0-2	0-1

RECORD BY SCORING DEFENSE	2011-12 Overall	2011-12 Sun Belt	2010-11 Overall	2010-11 Sun Belt
When opponent scores 100+ points			0-0	0-0
When opponent scores 90-99 points			0-0	0-0
When opponent scores 80-89 points	0-2		0-5	0-4
When opponent scores 70-79 points	0-5		2-5	1-3
When opponent scores 60-69 points	1-3		2-13	1-7
When opponent scores 50-59 points			2-1	0-0
When opponent scores 40-49 points			1-0	0-0

OVERTIME RECORD	2011-12 Overall	2011-12 Sun Belt	2010-11 Overall	2010-11 Sun Belt
Overtime			0-0	0-0
Double Overtime			0-0	0-0
Triple Overtime			0-0	0-0

RECORD BY MONTH	2011-12 Overall	2011-12 Sun Belt	2010-11 Overall	2010-11 Sun Belt
November	1-6		2-5	0-0
December	0-4		2-5	0-1
January			2-7	1-7
February			1-6	1-6
March			0-1	0-0

## INSIDE THE NUMBERS

FIELD GOAL PERCENTAGE	2011-12	2010-11
When ULM leads in FG%, ULM is	1-0	4-1
When opponent leads in FG%, ULM is	0-10	3-22
When game ends tied in FG%, ULM is		0-0

3-POINT FIELD GOAL PERCENTAGE	2011-12	2010-11
When ULM leads in 3FG%, ULM is	1-6	4-7
When opponent leads in 3FG%, ULM is	0-4	3-16
When game ends tied in 3FG%, ULM is		0-0

FREE THROW PERCENTAGE	2011-12	2010-11
When ULM leads in FT%, ULM is	0-6	6-6
When opponent leads in FT%, ULM is	1-4	1-16
When game ends tied in FT%, ULM is		0-1

REBOUNDING	2011-12	2010-11
When ULM leads in rebounds, ULM is	1-3	3-9
When opponent leads in rebounds, ULM is	0-7	5-8
When game ends tied in rebounds, ULM is		2-1

ASSISTS	2011-12	2010-11
When ULM leads in assists, ULM is	1-2	4-1
When opponent leads in assists, ULM is	0-8	2-20
When game ends tied in assists, ULM is		1-2

BLOCKS	2011-12	2010-11
When ULM leads in blocks, ULM is	1-1	3-6
When opponent leads in blocks, ULM is	0-8	3-13
When game ends tied in blocks, ULM is	0-1	1-4

STEALS	2011-12	2010-11
When ULM leads in steals, ULM is	0-2	4-8
When opponent leads in steals, ULM is	0-8	1-12
When game ends tied in steals, ULM is	1-0	2-3

TURNOVERS	2011-12	2010-11
When ULM has more turnovers, ULM is	1-6	2-16
When opponent has more turnovers, ULM is	0-3	5-4
When game ends tied in turnovers, ULM is	0-1	0-3

FOULS	2011-12	2010-11
When ULM has more fouls, ULM is	1-8	4-16
When opponent has more fouls, ULM is	0-1	3-6
When game ends tied in fouls, ULM is	0-1	0-1





# WARHAWK STARTING LINE-UPS

Date	Opponent	W/L	Score	Starter	Total	Starter	Total	Starter	Total	Starter	Total	Starter	Total
N11	at Ole Miss	L	38-60	Bibi Ndongo	4	Ribeiro	5	Winborne	6	Mingo	2	Brown	7
N14	INDIANA STATE	L	59-71	Lindsey	3	Ribeiro	6	Mackey	8	Mingo	6	Brown	15
N16	at Tennessee	L	62-85	Lindsey	4	Ribeiro	8	Mackey	6	Winborne	6	Brown	18
N19	at Southeastern Louisiana	L	60-63	Bibi Ndongo	5	McCray	5	Mackey	2	Mingo	2	Brown	16
N21	at Mississippi State	L	63-78	Hansberry	13	Ribeiro	2	Mackey	5	Winborne	9	Brown	21
N26	HARDING	L	68-71	Hansberry	6	Ribeiro	4	Mingo	0	Winborne	18	Brown	17
N28	at Nicholls State	W	86-65	Hansberry	9	Bibi Ndongo	4	Mackey	12	Winborne	19	Lindsey	2
D3	LOUISIANA TECH	L	71-73	Hansberry	6	Ribeiro	2	Mackey	9	Winborne	15	Lindsey	4
D10	at Texas A&M	L	54-67	Bibi Ndongo	4	McClellan	4	Mingo	21	Winborne	4	Brown	7
D12	NICHOLLS STATE	L	70-82	Bibi Ndongo	0	McClellan	7	Mingo	11	Winborne	20	Brown	5
D15	NORTHWESTERN STATE	L	63-78	Bibi Ndongo	5	Ribeiro	0	Mingo	2	Winborne	13	Brown	14
D19	at UNLV												
D21	at Indiana State												
D29	WESTERN KENTUCKY*												
D31	ARKANSAS STATE*												
J5	at Florida Atlantic*												
J7	at FIU*												
J12	UALR*												
J14	NORTH TEXAS*												
J19	DENVER*												
J21	at Troy*												
J28	UL-LAFAYETTE*												
F2	at Arkansas State*												
F4	at UALR*												
F11	SOUTH ALABAMA*												
F16	at North Texas*												
F18	at Denver*												
F23	MIDDLE TENNESSEE*												
F25	at UL-Lafayette*												

# STARTERS VS. BENCH

Date	Opponent	W/L	Score	Starter Points			Bench Points		
				ULM	Opp.	Diff.	ULM	Opp.	Diff.
N11	at Ole Miss	L	38-60	24	52	-28	14	8	6
N14	INDIANA STATE	L	59-71	38	56	-18	21	15	6
N16	at Tennessee	L	62-85	42	52	-10	20	33	-13
N19	at Southeastern Louisiana	L	60-63	30	62	-32	30	1	29
N21	at Mississippi State	L	63-78	50	70	-20	13	8	5
N26	HARDING	L	68-71	45	43	2	23	28	-5
N28	at Nicholls State	W	86-65	46	43	3	40	22	18
D3	LOUISIANA TECH	L	71-73	36	35	1	35	38	-3
D10	at Texas A&M	L	54-67	40	58	-18	14	9	5
D12	NICHOLLS STATE	L	70-82	43	59	-16	27	23	4
D15	NORTHWESTERN STATE	L	63-76	34	42	-8	29	34	-5
D19	at UNLV								
D21	at Indiana State								
D29	WESTERN KENTUCKY*								
D31	ARKANSAS STATE*								
J5	at Florida Atlantic*								
J7	at FIU*								
J12	UALR*								
J14	NORTH TEXAS*								
J19	DENVER*								
J21	at Troy*								
J28	UL-LAFAYETTE*								
F2	at Arkansas State*								
F4	at UALR*								
F11	SOUTH ALABAMA*								
F16	at North Texas*								
F18	at Denver*								
F23	MIDDLE TENNESSEE*								
F25	at UL-Lafayette*								
<b>TOTALS</b>				<b>428</b>	<b>572</b>	<b>-144</b>	<b>266</b>	<b>219</b>	<b>47</b>
<b>AVERAGES</b>				<b>38.9</b>	<b>52.0</b>	<b>-13.1</b>	<b>24.2</b>	<b>19.9</b>	<b>4.3</b>

**2010-11 RESULTS**

DATE	OPPONENT	RESULT	ATTENDANCE	TOP SCORER	REBOUNDS	ASSISTS	STEALS	BLOCKS
Nov. 11	at Ole Miss	L, 38-60	5,729	Brown (7)	Ribeiro (6)	Hansberry (4)	Four Players (1)	Two Players (1)
Nov. 14	INDIANA STATE	L, 59-71	1,236	Brown (15)	Brown (7)	Brown (5)	Bibi Ndongo (1)	Bibi Ndongo (2)
Nov. 16	at Tennessee	L, 62-85	14,751	Brown (18)	Ribeiro, Mingo (7)	Winborne (5)	Brown (2)	McCray (2)
Nov. 19	at Southeastern Louisiana	L, 60-63	877	Brown (16)	Hansberry (5)	Brown (6)	Brown (3)	Bibi Ndongo (1)
Nov. 21	at Mississippi State	L, 63-78	4,892	Brown (21)	Ribeiro, Mingo (5)	Mackey, McCray (3)	Brown, McCray (2)	Ribeiro (1)
Nov. 26	HARDING	L, 68-71	883	Winborne (18)	Bibi Ndongo (5)	Hansberry (5)	Hansberry (2)	Bibi Ndongo (4)
Nov. 28	at Nicholls State	W, 86-65	574	Winborne (19)	Ribeiro, Winborne (7)	McCray (4)	Three Players (1)	Bibi Ndongo (1)
Dec. 3	LOUISIANA TECH	L, 71-73	2,013	Brown (17)	Ribeiro (8)	Winborne (5)	Brown, Hansberry (1)	Two Players (1)
Dec. 10	at Texas A&M	L, 54-67	6,875	Mingo (21)	Mingo (9)	Mingo (5)	McClellan (3)	Ribeiro (1)
Dec. 12	NICHOLLS STATE	L, 70-82	1,164	Winborne (20)	McClellan (11)	Lindsey (4)	Mackey, Lindsey (1)	Two Players (1)
Dec. 15	NORTHWESTERN STATE	L, 63-76	1,278	Brown (14)	McClellan (9)	Brown (4)	Lindsey (2)	Three Players (1)
Dec. 19	at UNLV							
Dec. 21	at Indiana State							
Dec. 29	WESTERN KENTUCKY*							
Dec. 31	ARKANSAS STATE*							
Jan. 5	at Florida Atlantic*							
Jan. 7	at FIU*							
Jan. 12	UALR*							
Jan. 14	NORTH TEXAS*							
Jan. 19	DENVER*							
Jan. 21	at Troy*							
Jan. 28	UL-LAFAYETTE*							
Feb. 2	at Arkansas State*							
Feb. 4	at UALR*							
Feb. 11	SOUTH ALABAMA*							
Feb. 16	at North Texas*							
Feb. 18	at Denver*							
Feb. 23	MIDDLE TENNESSEE*							
Feb. 25	at UL-Lafayette*							

\* denotes Sun Belt Conference game

RECORD	OVERALL	HOME	AWAY	NEUTRAL
All Games	1-10	0-5	1-5	0-0
Sun Belt Games	0-0	0-0	0-0	0-0
Non-Conference Games	1-10	0-5	1-5	0-0



## POINTS, REBOUNDS, ASSISTS

DATE	OPPONENT	RESULT	3 • HANSBERRY	4 • MCCRAY	5 • BIBI NDONGO	10 • MACKEY	11 • WINBORNE	15 • MCCLELLAN
Nov. 11	at Ole Miss	L, 38-60	0-1-4	6-4-0	4-5-0	5-5-2	6-2-3	DNP
Nov. 14	INDIANA STATE	L, 59-71	5-0-0	4-3-0	0-2-1	8-2-0	12-0-1	DNP
Nov. 16	at Tennessee	L, 62-85	4-2-2	5-0-1	DNP	6-1-1	6-2-5	DNP
Nov. 19	at Southeastern Louisiana	L, 60-63	11-5-2	5-0-1	5-2-0	2-0-0	15-3-3	DNP
Nov. 21	at Mississippi State	L, 63-78	13-2-0	2-2-3	DNP	5-3-3	9-4-0	DNP
Nov. 26	HARDING	L, 68-71	6-3-5	2-0-0	5-5-1	13-1-3	18-0-4	DNP
Nov. 28	at Nicholls State	W, 86-65	9-3-1	2-0-4	4-2-0	12-0-0	19-7-2	DNP
Dec. 3	LOUISIANA TECH	L, 71-73	6-3-2	0-0-0	10-5-0	9-1-4	15-3-5	6-7-0
Dec. 10	at Texas A&M	L, 54-67	2-2-1	0-1-0	4-3-0	0-0-0	4-1-3	4-2-0
Dec. 12	NICHOLLS STATE	L, 70-82	6-4-3	6-3-2	0-0-0	8-3-1	20-3-2	7-11-0
Dec. 15	NORTHWESTERN STATE	L, 63-76	3-0-0	0-4-2	5-4-2	8-2-0	13-2-0	10-9-2
Dec. 19	at UNLV							
Dec. 21	at Indiana State							
Dec. 29	WESTERN KENTUCKY*							
Dec. 31	ARKANSAS STATE*							
Jan. 5	at Florida Atlantic*							
Jan. 7	at FIU*							
Jan. 12	UALR*							
Jan. 14	NORTH TEXAS*							
Jan. 19	DENVER*							
Jan. 21	at Troy*							
Jan. 28	UL-LAFAYETTE*							
Feb. 2	at Arkansas State*							
Feb. 4	at UALR*							
Feb. 11	SOUTH ALABAMA*							
Feb. 16	at North Texas*							
Feb. 18	at Denver*							
Feb. 23	MIDDLE TENNESSEE*							
Feb. 25	at UL-Lafayette*							

DATE	OPPONENT	RESULT	23 • SMITH	24 • MINGO	33 • MARTIN	35 • LINDSEY	41 • RIBEIRO	55 • BROWN
Nov. 11	at Ole Miss	L, 38-60	DNP	2-0-0	DNP	3-4-0	5-6-1	7-1-1
Nov. 14	INDIANA STATE	L, 59-71	DNP	6-5-0	DNP	3-6-2	6-4-1	15-7-5
Nov. 16	at Tennessee	L, 62-85	0-0-0	11-7-4	0-0-0	4-4-0	8-7-0	18-1-2
Nov. 19	at Southeastern Louisiana	L, 60-63	DNP	2-1-0	DNP	2-4-0	2-3-0	16-3-6
Nov. 21	at Mississippi State	L, 63-78	0-0-0	9-5-1	DNP	2-1-2	2-5-0	21-2-2
Nov. 26	HARDING	L, 68-71	DNP	0-1-0	0-0-0	3-2-1	4-4-0	17-1-1
Nov. 28	at Nicholls State	W, 86-65	DNP	13-4-1	DNP	2-3-3	10-7-1	15-3-3
Dec. 3	LOUISIANA TECH	L, 71-73	DNP	2-6-2	DNP	4-0-0	2-8-0	17-5-2
Dec. 10	at Texas A&M	L, 54-67	DNP	21-9-5	DNP	6-0-0	6-7-1	7-0-1
Dec. 12	NICHOLLS STATE	L, 70-82	DNP	11-7-0	DNP	5-2-4	2-2-0	5-3-0
Dec. 15	NORTHWESTERN STATE	L, 63-76	3-0-0	2-2-0	0-0-0	5-2-1	0-1-0	14-0-4
Dec. 19	at UNLV							
Dec. 21	at Indiana State							
Dec. 29	WESTERN KENTUCKY*							
Dec. 31	ARKANSAS STATE*							
Jan. 5	at Florida Atlantic*							
Jan. 7	at FIU*							
Jan. 12	UALR*							
Jan. 14	NORTH TEXAS*							
Jan. 19	DENVER*							
Jan. 21	at Troy*							
Jan. 28	UL-LAFAYETTE*							
Feb. 2	at Arkansas State*							
Feb. 4	at UALR*							
Feb. 11	SOUTH ALABAMA*							
Feb. 16	at North Texas*							
Feb. 18	at Denver*							
Feb. 23	MIDDLE TENNESSEE*							
Feb. 25	at UL-Lafayette*							



## GAME-BY-GAME TEAM STATISTICS

DATE	GAME	W/L	SCORE	FG-FGA	PCT.	3F-3PA	PCT.	FT-FTA	PCT.	O-D	TOT	F/EJ	A	TO	BLK	STL	1ST	2ND	OT	OT	TP
N11	ULM at Ole Miss	L	38 60	14-49 19-57	.286 .333	3-15 5-26	.200 .192	7-18 17-27	.389 .630	6-28 13-35	34 48	20/0 16/0	11 8	18 15	2 8	4 8	11 33	27 27	-	-	38 60
N14	ULM Indiana State	L	59 71	21-57 27-60	.368 .450	9-19 8-20	.474 .400	8-10 9-11	.800 .818	8-25 9-27	33 36	13/1 11/0	10 14	11 5	3 8	1 6	26 34	33 37	-	-	59 71
N16	ULM at Tennessee	L	62 85	24-56 30-67	.429 .448	8-19 11-29	.421 .379	6-8 14-20	.750 .700	3-24 17-29	27 46	19/1 11/0	15 20	11 11	4 5	6 7	33 33	29 52	-	-	62 85
N19	ULM at Southeastern La.	L	60 63	25-56 22-44	.446 .500	5-19 8-15	.263 .533	5-7 11-18	.714 .611	6-18 8-27	24 35	15/0 8/0	12 13	9 16	1 5	8 2	27 39	33 24	-	-	60 63
N21	ULM at Mississippi State	L	63 78	25-51 31-61	.490 .500	6-16 10-27	.375 .370	7-9 6-8	.778 .750	5-21 10-22	26 32	9/0 9/0	11 20	14 8	1 3	6 8	26 31	37 47	-	-	63 78
N26	ULM Harding	L	68 71	26-57 23-46	.456 .500	11-24 9-19	.458 .474	5-6 16-19	.833 .842	3-17 6-27	20 33	19/0 7/0	15 16	10 18	4 3	8 2	24 40	44 31	-	-	68 71
N28	ULM at Nicholls State	W	86 65	31-50 21-44	.620 .477	12-21 9-22	.571 .409	12-19 14-18	.632 .778	10-23 2-15	33 17	20/0 16/1	15 12	8 6	1 0	3 3	36 34	50 31	-	-	86 65
D3	ULM Louisiana Tech	L	71 73	23-57 26-61	.404 .426	6-17 8-24	.353 .333	19-23 13-18	.826 .722	14-26 11-19	40 30	21/2 23/1	15 14	17 10	2 4	2 8	29 32	42 41	-	-	71 73
D10	ULM at Texas A&M	L	54 67	22-59 22-48	.373 .458	5-24 5-13	.208 .385	5-5 18-23	1.000 .783	12-17 11-25	29 36	20/1 13/0	11 15	11 12	1 1	6 8	27 38	27 29	-	-	54 67
D12	ULM Nicholls State	L	70 82	25-65 27-54	.385 .500	8-22 5-17	.364 .294	12-21 23-32	.571 .719	17-25 9-26	42 35	23/1 19/0	12 17	13 8	2 3	2 6	25 37	45 45	-	-	70 82
D15	ULM Northwestern State																				
D19	ULM at UNLV																				
D21	ULM at Indiana State																				
D29	ULM Western Kentucky*																				
D31	ULM Arkansas State*																				
J5	ULM at Florida Atlantic*																				
J7	ULM at FIU*																				
J12	ULM UALR*																				
J14	ULM North Texas*																				
J19	ULM Denver*																				
J21	ULM at Troy*																				
J28	ULM UL-Lafayette*																				
F2	ULM at Arkansas State*																				
F4	ULM at UALR*																				
F11	ULM South Alabama*																				
F16	ULM at North Texas*																				
F18	ULM at Denver*																				
F23	ULM Middle Tennessee*																				
F25	ULM at UL-Lafayette*																				

\* denotes Sun Belt Conference game



## HIGHS/LOWS

## ULM GAME HIGHS

Points.....	86, at Nicholls State (11/28)
Field Goals.....	31, at Nicholls State (11/28)
Field-Goal Attempts.....	65, vs. Nicholls State (12/12)
Field-Goal Pct.....	.620 (31-50), at Nicholls State (11/28)
3-Point Field Goals.....	12, at Nicholls State (11/28)
3-Points Field-Goal Attempts.....	23, vs. Harding (11/26)
3-Point Field-Goal Pct.....	.571 (12-21), at Nicholls State (11/28)
Free Throws.....	21, vs. Northwestern State (12/15/11)
Free-Throw Attempts.....	29, vs. Northwestern State (12/15/11)
Free-Throw Pct.....	.833 (5-6), vs. Harding (11/26)
Rebounds.....	42, vs. Nicholls State (12/12)
Assists.....	15, at Tennessee (11/16)
.....	15, vs. Harding (11/26)
.....	15, at Nicholls State (11/28)
.....	15, vs. Louisiana Tech (12/3)
Turnovers.....	18, at Ole Miss (11/11)
Blocked Shots.....	4, at Tennessee (11/16)
.....	4, vs. Harding (11/26)
Steals.....	8, at Southeastern La. (11/19)
.....	8, vs. Harding (11/26)
.....	8, vs. Northwestern State (12/15/11)

## ULM GAME LOWS

Points.....	38, at Ole Miss (11/11)
Field Goals.....	14, at Ole Miss (11/11)
Field-Goal Attempts.....	47, vs. Northwestern State (12/15/11)
Field-Goal Pct.....	.286 (14-49), at Ole Miss (11/11)
3-Point Field Goals.....	2, vs. Northwestern State (12/15/11)
3-Points Field-Goal Attempts.....	9, vs. Northwestern State (12/15/11)
3-Point Field-Goal Pct.....	.200 (3-15), at Ole Miss (11/11)
Free Throws.....	5, at Southeastern La. (11/19)
.....	5, vs. Harding (11/26)
Free-Throw Attempts.....	6, vs. Harding (11/26)
Free-Throw Pct.....	.389 (7-18), at Ole Miss (11/11)
Rebounds.....	20, vs. Harding (11/26)
Assists.....	10, vs. Indiana State (11/14)
Turnovers.....	8, at Nicholls State (11/28)
Blocked Shots.....	1, at Southeastern La. (11/19)
.....	1, at Mississippi State (11/21)
.....	1, at Nicholls State (11/28)
Steals.....	1, vs. Indiana State (11/14)

## ULM INDIVIDUAL PERFORMANCES

## POINTS

21.....	Fred Brown, at Mississippi State (11/21)
21.....	Hugh Mingo, at Texas A&M (12/10)
20.....	Charles Winborne, vs. Nicholls State (12/12)
19.....	Charles Winborne, at Nicholls State (11/28)
18.....	Fred Brown, at Tennessee (11/16)
18.....	Charles Winborne, vs. Harding (11/26)
17.....	Fred Brown, vs. Harding (11/26)
17.....	Fred Brown, vs. Louisiana Tech (12/3)
16.....	Fred Brown, at Southeastern La. (11/19)

## REBOUNDS

11.....	Steven McClellan, vs. Nicholls State (12/12)
9.....	Hugh Mingo, at Texas A&M (12/10)
9.....	Steven McClellan, vs. Northwestern State (12/15/11)
8.....	Fabio Ribeiro, vs. Louisiana Tech (12/3)
7.....	Fabio Ribeiro, at Tennessee (11/16)
7.....	Hugh Mingo, at Tennessee (11/16)
7.....	Fred Brown, vs. Indiana State (11/14)
7.....	Charles Winborne, at Nicholls State (11/28)
7.....	Fabio Ribeiro, at Nicholls State (11/28)
7.....	Steven McClellan, vs. Louisiana Tech (12/3)
7.....	Fabio Ribeiro, at Texas A&M (12/10)
7.....	Hugh Mingo, vs. Nicholls State (12/12)

## ASSISTS

6.....	Fred Brown, at Southeastern La. (11/19)
5.....	Charles Winborne, at Tennessee (11/16)
5.....	Fred Brown, vs. Indiana State (11/14)
5.....	Marcelis Hansberry, vs. Harding (11/26)
5.....	Charles Winborne, vs. Louisiana Tech (12/3)
5.....	Hugh Mingo, at Texas A&M (12/10)

## STEALS

3.....	Fred Brown, at Southeastern La. (11/19)
3.....	Steven McClellan, at Texas A&M (12/10)

## BLOCKED SHOTS

4.....	Christian Bibi Ndongo, vs. Harding (11/26)
2.....	Christian Bibi Ndongo, vs. Indiana State (11/14)
2.....	R.J. McCray, at Tennessee (11/16)

## 3-POINT FIELD GOALS

4.....	Fred Brown, at Tennessee (11/16)
4.....	Charles Winborne, vs. Indiana State (11/14)
4.....	Trent Mackey, at Nicholls State (11/28)
4.....	Fred Brown, vs. Louisiana Tech (12/3)

## FREE THROWS

5.....	Fred Brown, vs. Indiana State (11/14)
5.....	Fred Brown, vs. Louisiana Tech (12/3)
4.....	Fred Brown, at Mississippi State (11/21)
4.....	Charles Winborne, at Nicholls State (11/28)
4.....	Fabio Ribeiro, at Nicholls State (11/28)
4.....	Christian Bibi Ndongo, vs. Louisiana Tech (12/3)
4.....	Charles Winborne, vs. Louisiana Tech (12/3)
4.....	Fred Brown, vs. Northwestern State (12/15/11)





## THE LAST TIME...

### The last time ULM...

Played a ranked opponent .....	L, 54-67, at No. 22 Texas A&M (12/10/11)
Won in the last second .....	vs. UL-Lafayette (3/6/10)
Lost in the last second .....	71-73, vs. Louisiana Tech (12/3/11)
Played in overtime .....	at UALR (12/31/08)
Won an overtime game .....	at Iowa, 72-67 (11/30/07)
Lost an overtime game .....	at UALR, 87-95 (12/31/08)
Scored 100 points or more points .....	105, vs. Alcorn State (11/27/07)
Scored 90 points or more points .....	99, vs. U of the Southwest (12/28/09)
Scored 80 or more points .....	86, at Nicholls State (11/28/11)
Scored fewer than 50 points .....	38, at Ole Miss (11/11/11)
Had four double-digit scorers .....	at Nicholls State (11/28/11)
Had five double-digit scorers .....	at Nicholls State (11/28/11)
Had no double-digit scorers .....	at Ole Miss (11/11/11)
Had more than 20 assists .....	20, vs. Union College (1/4/11)
Had fewer than 10 assists .....	8, at Denver (2/17/11)
Had more than 10 blocks .....	10, vs. William Carey (12/2/06)
Had more than 10 steals .....	10, at Middle Tennessee (2/3/11)
Had more than 20 turnovers .....	26, at Iowa (11/16/10)
Had fewer than 10 turnovers .....	8, at Nicholls State (11/28/11)
Made more than 30 field goals .....	31, at Nicholls State (11/28/11)
Made more than 40 field goals .....	41, vs. Texas College (12/22/03)
Made more than 50 field goals .....	51, vs. Georgia Southern (1978-79)
Shot over 50 pct from field .....	.620 (31-50), at Nicholls State (11/28/11)
Shot over 60 pct from field .....	.620 (31-50), at Nicholls State (11/28/11)
Shot less than 40 pct from field .....	.385 (25-65), vs. Nicholls State (12/12/11)
Made more than 10 3-pointers .....	12, at Nicholls State (11/28/11)
Made more than 15 3-pointers .....	15, vs. Middle Tennessee (1/24/08)
Shot over 50 pct from 3 .....	.571 (12-21), at Nicholls State (11/28/11)
Shot over 60 pct from 3 .....	.615 (8-13), at UL-Lafayette (1/22/11)
Shot less than 30 pct from 3 .....	.222 (2-9), vs. Northwestern State (12/15/11)
Made more than 20 free throws .....	21, vs. Northwestern State (12/15/11)
Made more than 30 free throws .....	30, vs. Troy (12/31/09)
Shot over 80 pct free throws .....	.826 (19-23), vs. Louisiana Tech (12/3/11)
Shot over 90 pct free throws .....	1.000 (5-5), at Texas A&M (12/10/11)

### The last time a ULM player...

Had a double-double (pts-rbs) .....	Tommie Sykes (18 pts and 12 rbs), at North Texas (2/19/11)
Had a double-double (pts-assts) .....	Tony Hooper (12 pts and 14 assts), vs. Lamar (2/25/06)
Had 20 points or more .....	Charles Winborne (20), vs. Nicholls State (12/12/11)
Had 30 points or more .....	Tommie Sykes (32), vs. Union College (1/4/11)
Had 40 points or more .....	Henry Steele (40), vs. Louisiana College (1970-71)
Had 50 points or more .....	Glynn Saulters (51), vs. Nicholls State (1967-68)
Had 10 or more rebounds .....	Steven McClellan (11), vs. Nicholls State (12/12/11)
Had 15 or more rebound .....	Lance Brasher (17), vs. Middle Tennessee (1/24/08)
Had 20 or more rebounds .....	Terry Martin (22), vs. Dayton (11/3/83)
Had 10 or more assists .....	Tony Hooper (14), vs. Lamar (2/25/06)
Had five or more steals .....	Hugh Mingo (7), vs. Centenary (12/11/10)
Had 10 or more steals .....	Arthur Hayes (10), vs. McNeese State (1983)
Had five or more blocks .....	Rudy Turner (6), vs. Western Kentucky (2/4/10)



## 3 MARCELIS HANSBERRY

Sophomore • Guard • 6-0 • 180  
Jackson, Miss. • Provine High School

**2011-12**

- Had a team-high four assists against Ole Miss (Nov. 11).
- Scored 11 points and led the team five rebounds at Southeastern La. (Nov. 19).
- Got his first start of the season at Mississippi State (Nov. 21), scoring a season-best 13 points on 6-of-13 shooting.
- Tied his career high with five assists against Harding (Nov. 26).
- Recorded the first block of his career against Nicholls State (Dec. 12).

**2010-11**

- Appeared in 26 games, making seven starts last season.
- Record double figures in scoring twice in 2010-11.
- Had a career-best 15 points at UL-Lafayette (Jan. 22).
- Notched 13 points and three assists against Northern Colorado (Dec. 22).
- Had a season-best five assists against Centenary (Dec. 11).
- Averaged 7.0 points and 3.8 assists in his seven starts.

**SEASON/CAREER HIGHS****Points**

Season: 13, at Mississippi State (11/21/11)  
Career: 15, at UL-Lafayette (1/22/11)

**Field Goals**

Season: 6, at Mississippi State (11/21/11)  
Career: 6 (twice)

**Field Goal Attempts**

Season: 13, at Mississippi State (11/21/11)  
Career: 13, at Mississippi State (11/21/11)

**3-Point Field Goals**

Season: 1 (twice)  
Career: 2, at UL-Lafayette (1/22/11)

**3-Point Attempts**

Season: 3, vs. Harding (11/26/11)  
Career: 3 (four times)

**Free Throws**

Season: 3, vs. Northwestern State (12/15/11)  
Career: 5, vs. Centenary (12/11/10)

**Free Throw Attempts**

Season: 4, vs. Northwestern State (12/15/11)  
Career: 8, vs. Centenary (12/11/10)

**Rebounds**

Season: 5, at Southeastern La. (11/19/11)  
Career: 5 (twice)

**Offensive Rebounds**

Season: 2, at Southeastern La. (11/19/11)  
Career: 2, at Southeastern La. (11/19/11)

**Defensive Rebounds**

Season: 3 (three times)  
Career: 5, at Kent State (12/2/10)

**Assists**

Season: 5, vs. Harding (11/26/11)  
Career: 5 (three times)

**Turnovers**

Season: 2 (three times)  
Career: 3 (five times)

**Blocks**

Season: 1, vs. Nicholls State (12/12/11)  
Career: 1, vs. Nicholls State (12/12/11)

**Steals**

Season: 2, vs. Harding (11/26/11)  
Career: 4, at Iowa (11/16/10)

**Minutes**

Season: 33 (twice)  
Career: 36, at Iowa (11/16/10)

**MISCELLANEOUS STATS**

	11-12	Career
Double-figure Points:	2	4
Double-figure Rebounds:	0	0
20-Plus Points	0	0
30-Plus Points	0	0
Led Team in Scoring:	0	0
Led Team in Rebounding	1	1
Led Team in Assists	3	10
Led Team in Blocks	1	1
Led Team in Steals	3	6
Double-Doubles:	0	0

**2011-12 SEASON GAME-BY-GAME**

Date	Opponent	gs	min	fg-a	3fg-a	ft-a	o-d-t	pf	a	to	blk	stl	pts
Nov. 11	at Ole Miss		15	0-2	0-0	0-0	0-1-1	1	4	2	0	1	0
Nov. 14	Indiana State		10	2-4	0-2	1-1	0-0-0	0	0	1	0	0	5
Nov. 16	at Tennessee		19	2-5	0-1	0-0	1-1-2	1	2	0	0	0	4
Nov. 19	at Southeastern Louisiana		25	4-8	1-2	2-3	2-3-5	4	2	1	0	1	11
Nov. 21	at Mississippi State	*	33	6-13	0-2	1-2	0-2-2	1	0	0	0	1	13
Nov. 26	Harding	*	33	2-6	0-3	2-3	0-3-3	1	5	2	0	2	6
Nov. 28	at Nicholls State	*	24	4-7	1-1	0-1	0-3-3	3	1	0	0	1	9
Dec. 3	Louisiana Tech	*	19	2-9	0-2	2-2	3-0-3	2	2	2	0	1	6
Dec. 10	at Texas A&M		10	1-4	0-1	0-0	0-2-2	0	1	0	0	0	2
Dec. 12	Nicholls State		32	2-8	0-2	2-5	0-4-4	3	3	2	1	0	6
Dec. 15	Northwestern State		7	0-2	0-1	3-4	0-0-0	0	0	0	0	1	3
Dec. 19	at UNLV												
Dec. 21	at Indiana State												
Dec. 29	Western Kentucky												
Dec. 31	Arkansas State												
Jan. 5	at Florida Atlantic												
Jan. 7	at FIU												
Jan. 12	UALR												
Jan. 14	North Texas												
Jan. 19	Denver												
Jan. 21	at Troy												
Jan. 28	UL-Lafayette												
Feb. 2	at Arkansas State												
Feb. 4	at UALR												
Feb. 11	South Alabama												
Feb. 16	at North Texas												
Feb. 18	at Denver												
Feb. 23	Middle Tennessee												
Feb. 25	at UL-Lafayette												

**HANSBERRY'S CAREER STATISTICS**

YEAR	GP-GS	MIN/AVG	FG-A	PCT	3FG-A	PCT	FT-A	PCT	OFF-DEF-TOT	AVG	PF-FO	AST	TO	BLK	STL	PTS	AVG
2010-11	26-7	451/17.3	36-103	.350	8-34	.235	21-30	.700	5-30-35	1.3	36-0	45	38	0	11	101	3.9
2011-12	10-4	220/22.0	25-66	.379	2-16	.125	10-17	.588	6-19-25	2.5	16-0	20	10	1	7	62	6.2
<b>TOTAL</b>	<b>36-11</b>	<b>671/18.6</b>	<b>61-169</b>	<b>.361</b>	<b>10-50</b>	<b>.200</b>	<b>31-47</b>	<b>.660</b>	<b>11-49-60</b>	<b>1.7</b>	<b>52-0</b>	<b>65</b>	<b>48</b>	<b>1</b>	<b>18</b>	<b>163</b>	<b>4.5</b>



## 4 R.J. McCRAY

Sophomore • Guard • 6-2 • 180  
Arlington, Texas • Grace Prep Academy

**2011-12**

- Played in a season-high 23 minutes at Tennessee (Nov. 16), scoring five points and recording two blocks.
- Made his first start of the season at Southeastern La. (Nov. 19), scoring five points on 2-of-5 shooting.
- Had three assists at Mississippi State (Nov. 21).
- Tied his career high with four assists at Nicholls State (Nov. 28).

**2010-11**

- Appeared in 23 games, making three starts.
- Averaged 3.0 points and 0.9 rebounds per game.
- Came on strong, averaging 7.0 points over the final six games.
- Shot 41.8 percent from the field (23-of-58), 36.8 percent from 3-point range (7-of-19) and 59.3 percent from the free-throw line (16-of-27).
- Scored in double figures three times
- Had a season-best 12 points, including a pair of 3-pointers, against Arkansas State (Feb. 10).
- Tied his season high with 12 points against Western Kentucky (March 5) in the Sun Belt Tournament.

**SEASON/CAREER HIGHS****Points**

Season: 6 (twice)  
Career: 12 (twice)

**Field Goals**

Season: 3, at Ole Miss (11/11/11)  
Career: 4, vs. Arkansas State (2/10/11)

**Field Goal Attempts**

Season: 4, vs. Indiana State (11/14/11)  
Career: 8, vs. UL-Lafayette (2/26/11)

**3-Point Field Goals**

Season: 1, at Southeastern La. (11/19/11)  
Career: 2 (three times)

**3-Point Attempts**

Season: 4, at Southeastern La. (11/19/11)  
Career: 5, vs. UL-Lafayette (2/26/11)

**Free Throws**

Season: 2, vs. Nicholls State (12/12/11)  
Career: 4 (twice)

**Free Throw Attempts**

Season: 3, vs. Nicholls State (12/12/11)  
Career: 5, vs. Western Kentucky (3/5/11)

**Rebounds**

Season: 4 (twice)  
Career: 4 (twice)

**Offensive Rebounds**

Season: 1 (twice)  
Career: 1 (eight times)

**Defensive Rebounds**

Season: 3 (twice)  
Career: 3 (three times)

**Assists**

Season: 4, at Nicholls State (11/28/11)  
Career: 4 (twice)

**Turnovers**

Season: 4, at Tennessee (11/16/11)  
Career: 4, at Tennessee (11/16/11)

**Blocks**

Season: 2, at Tennessee (11/16/11)  
Career: 2, at Tennessee (11/16/11)

**Steals**

Season: 2 at Mississippi State (11/21/11)  
Career: 2, at Mississippi State (11/21/11)

**Minutes**

Season: 23, at Tennessee (11/16/11)  
Career: 31 (twice)

**MISCELLANEOUS STATS**

	11-12	Career
Double-figure Points:	0	3
Double-figure Rebounds:	0	0
20-Plus Points	0	0
30-Plus Points	0	0
Led Team in Scoring:	0	0
Led Team in Rebounding	0	0
Led Team in Assists	1	3
Led Team in Blocks	1	4
Led Team in Steals	0	1
Double-Doubles:	0	0

**2011-12 SEASON GAME-BY-GAME**

Date	Opponent	gs	min	fg-a	3fg-a	ft-a	o-d-t	pf	a	to	blk	stl	pts
Nov. 11	at Ole Miss		17	3-3	0-0	0-2	1-3-4	1	0	2	0	0	6
Nov. 14	Indiana State		18	2-4	0-0	0-0	1-2-3	0	0	0	0	0	4
Nov. 16	at Tennessee		23	2-3	0-0	1-2	0-0-0	1	1	4	2	1	5
Nov. 19	at Southeastern Louisiana	*	13	2-5	1-4	0-0	0-0-0	1	1	0	0	0	5
Nov. 21	at Mississippi State		22	1-2	0-0	0-0	0-2-2	1	3	2	0	2	2
Nov. 26	Harding		16	1-2	0-0	0-0	0-0-0	0	0	0	0	0	2
Nov. 28	at Nicholls State		15	1-1	0-0	0-0	0-0-0	0	4	0	0	0	2
Dec. 3	Louisiana Tech		2	0-0	0-0	0-0	0-0-0	0	0	1	0	0	0
Dec. 10	at Texas A&M		2	0-0	0-0	0-0	0-1-1	0	0	1	0	0	0
Dec. 12	Nicholls State		22	2-5	0-1	2-3	0-3-3	4	2	0	0	0	6
Dec. 15	Northwestern State		19	0-1	0-0	0-0	1-3-4	0	2	1	0	1	0
Dec. 19	at UNLV												
Dec. 21	at Indiana State												
Dec. 29	Western Kentucky												
Dec. 31	Arkansas State												
Jan. 5	at Florida Atlantic												
Jan. 7	at FIU												
Jan. 12	UALR												
Jan. 14	North Texas												
Jan. 19	Denver												
Jan. 21	at Troy												
Jan. 28	UL-Lafayette												
Feb. 2	at Arkansas State												
Feb. 4	at UALR												
Feb. 11	South Alabama												
Feb. 16	at North Texas												
Feb. 18	at Denver												
Feb. 23	Middle Tennessee												
Feb. 25	at UL-Lafayette												

**MCCRAY'S CAREER STATISTICS**

YEAR	GP-GS	MIN/AVG	FG-A	PCT	3FG-A	PCT	FT-A	PCT	OFF-DEF-TOT	AVG	PF-FO	AST	TO	BLK	STL	PTS	AVG
2010-11	23-3	322/14.0	23-55	.418	7-19	.368	16-27	.593	6-14-20	0.9	14-0	14	13	3	6	69	3.0
2011-12	10-1	150/15.0	14-25	.560	1-5	.200	3-7	.429	2-11-13	1.3	8-0	11	10	2	3	32	3.2
<b>TOTAL</b>	<b>33-4</b>	<b>472/14.3</b>	<b>37-80</b>	<b>.463</b>	<b>8-24</b>	<b>.333</b>	<b>19-34</b>	<b>.559</b>	<b>8-25-33</b>	<b>1.0</b>	<b>22-0</b>	<b>25</b>	<b>23</b>	<b>5</b>	<b>9</b>	<b>101</b>	<b>3.1</b>



## 5 CHRISTIAN BIBI NDONGO

Senior • Forward • 6-8 • 195  
Yaounde, Cameroon • John Wood CC

**2011-12**

- Played in a career-high 23 minutes against Indiana State (Nov. 14).
- Had two blocks against Indiana State.
- Tallied five points and a career-high four blocks in a career-high 25 minutes against Harding (Nov. 26).
- Hit his second career 3-pointer against Harding.
- Scored a career-high 10 points and tied his career high with five points against Louisiana Tech (Dec. 3).

**2010-11**

- Appeared in 23 games, all off the bench.
- Averaged 1.7 points and 1.4 rebounds in 8.6 minutes per game.
- Had career highs in points (9), field goals (3) and 3-pointers (1) against Arkansas State (Feb. 10).
- Pulled down a season-high five rebounds twice.
- Led the team in blocked shots seven times.
- Appeared in 11 of 16 conference games.
- Upped his scoring average to 2.3 points per game in conference play.

**SEASON/CAREER HIGHS****Points**

Season: 10, vs. Louisiana Tech (12/3/11)  
Career: 10, vs. Louisiana Tech (12/3/11)

**Field Goals**

Season: 3, vs. Louisiana Tech (12/3/11)  
Career: 3 (twice)

**Field Goal Attempts**

Season: 6, vs. Louisiana Tech (12/3/11)  
Career: 6, vs. Louisiana Tech (12/3/11)

**3-Point Field Goals**

Season: 1, vs. Harding (11/26/11)  
Career: 1 (twice)

**3-Point Attempts**

Season: 2, vs. Harding (11/26/11)  
Career: 2, vs. Harding (11/26/11)

**Free Throws**

Season: 4, vs. Louisiana Tech (12/3/11)  
Career: 4, vs. Louisiana Tech (12/3/11)

**Free Throw Attempts**

Season: 6, at Ole Miss (11/11/11)  
Career: 6 (twice)

**Rebounds**

Season: 5 (three times)  
Career: 5 (five times)

**Offensive Rebounds**

Season: 3, vs. Louisiana Tech (12/3/11)  
Career: 3 (twice)

**Defensive Rebounds**

Season: 4 (twice)  
Career: 4 (three times)

**Assists**

Season: 2, vs. Northwestern State (12/15/11)  
Career: 2 vs. Northwestern State (12/15/11)

**Turnovers**

Season: 2, vs. Louisiana Tech (12/3/11)  
Career: 2 (six times)

**Blocks**

Season: 4, vs. Harding (11/26/11)  
Career: 4, vs. Harding (11/26/11)

**Steals**

Season: 1 (five times)  
Career: 1 (nine times)

**Minutes**

Season: 26, vs. Northwestern State (12/15/11)  
Career: 26, vs. Northwestern State (12/15/11)

**MISCELLANEOUS STATS**

	11-12	Career
Double-figure Points:	1	1
Double-figure Rebounds:	0	0
20-Plus Points	0	0
30-Plus Points	0	0
Led Team in Scoring:	0	0
Led Team in Rebounding	0	0
Led Team in Assists	0	0
Led Team in Blocks	5	12
Led Team in Steals	1	1
Double-Doubles:	0	0

**2011-12 SEASON GAME-BY-GAME**

Date	Opponent	gs	min	fg-a	3fg-a	ft-a	o-d-t	pf	a	to	blk	stl	pts
Nov. 11	at Ole Miss	*	21	1-3	0-0	2-6	1-4-5	2	0	1	0	0	4
Nov. 14	Indiana State		23	0-1	0-0	0-0	0-2-2	0	1	0	2	1	0
Nov. 16	at Tennessee		Did Not Play										
Nov. 19	at Southeastern Louisiana	*	22	2-3	0-0	1-2	0-2-2	3	0	0	1	1	5
Nov. 21	at Mississippi State		Did Not Play										
Nov. 26	Harding		25	1-4	1-2	2-2	1-4-5	4	1	0	4	1	5
Nov. 28	at Nicholls State	*	15	1-1	0-0	2-3	1-1-2	4	0	0	1	0	4
Dec. 3	Louisiana Tech		22	3-6	0-0	4-5	3-2-5	3	0	2	1	0	10
Dec. 10	at Texas A&M	*	19	2-5	0-1	0-0	2-1-3	4	0	0	0	1	4
Dec. 12	Nicholls State	*	7	0-0	0-0	0-0	0-0-0	2	0	1	0	0	0
Dec. 15	Northwestern State	*	26	1-2	0-0	3-5	1-3-4	2	2	0	0	1	5
Dec. 19	at UNLV												
Dec. 21	at Indiana State												
Dec. 29	Western Kentucky												
Dec. 31	Arkansas State												
Jan. 5	at Florida Atlantic												
Jan. 7	at FIU												
Jan. 12	UALR												
Jan. 14	North Texas												
Jan. 19	Denver												
Jan. 21	at Troy												
Jan. 28	UL-Lafayette												
Feb. 2	at Arkansas State												
Feb. 4	at UALR												
Feb. 11	South Alabama												
Feb. 16	at North Texas												
Feb. 18	at Denver												
Feb. 23	Middle Tennessee												
Feb. 25	at UL-Lafayette												

**BIBI NDONGO'S CAREER STATISTICS**

YEAR	GP-GS	MIN/AVG	FG-A	PCT	3FG-A	PCT	FT-A	PCT	OFF-DEF-TOT	AVG	PF-FO	AST	TO	BLK	STL	PTS	AVG
2010-11	23-0	198/8.6	13-32	.406	1-1	1.000	11-16	.688	12-21-33	1.4	20-0	5	15	8	4	38	1.7
2011-12	8-5	154/19.3	10-23	.435	1-3	.333	11-18	.611	8-16-24	3.0	22-0	2	4	9	4	32	4.0
<b>TOTAL</b>	<b>31-5</b>	<b>352/11.4</b>	<b>23-55</b>	<b>.418</b>	<b>2-4</b>	<b>.500</b>	<b>22-34</b>	<b>.647</b>	<b>20-37-57</b>	<b>1.8</b>	<b>42-0</b>	<b>7</b>	<b>19</b>	<b>17</b>	<b>8</b>	<b>70</b>	<b>2.3</b>

**10 TRENT MACKEY**

Freshman • Guard • 6-3 • 180

Tampa, Fla. • Newsome HS

**2011-12**

- Has made six starts this season.
- Recorded five points, five rebounds and two assists against Ole Miss (Nov. 11) in his first collegiate game.
- Made his first start against Indiana State (Nov. 14), scoring eight points and pulling down two rebounds.
- Had a career-high three assists at Mississippi State (Nov. 21).
- Recorded career highs in points (13) and field goals (5) against Harding (Nov. 26).
- Drained a career-high four 3-pointers against Nicholls State (Nov. 28).

**2010-11**

- Averaged 20.9 points, 3.9 rebounds, 2.8 assists and 1.9 steals per game for Newsome High School.
- Finished second in Florida Athletic Coaches Association District MVP voting.
- Converted 77 of 181 (.425) from 3-point range.
- Finished second in career scoring at Newsome with 1,130 points.
- Holds school records for most 3-pointers made in a season and career at Newsome.
- Coached by his father, Jon Mackey.
- Also played for Florida Elite AAU team, coached by Conrad Foss.

**SEASON/CAREER HIGHS****Points**

Season: 13, vs. Harding (11/26/11)  
Career: 13, vs. Harding (11/26/11)

**Field Goals**

Season: 5, vs. Harding (11/26/11)  
Career: 5, vs. Harding (11/26/11)

**Field Goal Attempts**

Season: 9, vs. Harding (11/26/11)  
Career: 9, vs. Harding (11/26/11)

**3-Point Field Goals**

Season: 4, at Nicholls State (11/28/11)  
Career: 4, at Nicholls State (11/28/11)

**3-Point Attempts**

Season: 7, at Nicholls State (11/28/11)  
Career: 7, at Nicholls State (11/28/11)

**Free Throws**

Season: 2 (twice)  
Career: 2 (twice)

**Free Throw Attempts**

Season: 2 (twice)  
Career: 2 (three times)

**Rebounds**

Season: 5, at Ole Miss (11/11/11)  
Career: 5, at Ole Miss (11/11/11)

**Offensive Rebounds**

Season: 1 (twice)  
Career: 1 (twice)

**Defensive Rebounds**

Season: 4, at Ole Miss (11/11/11)  
Career: 4, at Ole Miss (11/11/11)

**Assists**

Season: 4, vs. Louisiana Tech (12/3/11)  
Career: 4, vs. Louisiana Tech (12/3/11)

**Turnovers**

Season: 3 (twice)  
Career: 3 (twice)

**Blocks**

Season: 1, vs. Northwestern State (12/15/11)  
Career: 1, vs. Northwestern State (12/15/11)

**Steals**

Season: 1 (three times)  
Career: 1 (three times)

**Minutes**

Season: 29, vs. Northwestern State (12/15/11)  
Career: 29, vs. Northwestern State (12/15/11)

**MISCELLANEOUS STATS**

	11-12	Career
Double-figure Points:	2	2
Double-figure Rebounds:	0	0
20-Plus Points	0	0
30-Plus Points	0	0
Led Team in Scoring:	0	0
Led Team in Rebounding	0	0
Led Team in Assists	1	1
Led Team in Blocks	1	1
Led Team in Steals	1	1
Double-Doubles:	0	0

**2011-12 SEASON GAME-BY-GAME**

Date	Opponent	gs	min	fg-a	3fg-a	ft-a	o-d-t	pf	a	to	blk	stl	pts
Nov. 11	at Ole Miss		22	2-7	1-4	0-0	1-4-5	1	2	1	0	0	5
Nov. 14	Indiana State	*	26	2-4	2-4	2-2	1-1-2	0	0	3	0	0	8
Nov. 16	at Tennessee	*	23	2-2	2-2	0-0	0-1-1	2	1	1	0	1	6
Nov. 19	at Southeastern Louisiana	*	7	1-1	0-0	0-0	0-0-0	1	0	2	0	0	2
Nov. 21	at Mississippi State	*	28	2-6	1-4	0-0	0-3-3	1	3	3	0	0	5
Nov. 26	Harding		27	5-9	3-5	0-0	0-1-1	3	3	1	0	1	13
Nov. 28	at Nicholls State	*	24	4-7	4-7	0-0	0-0-0	2	0	1	0	0	12
Dec. 3	Louisiana Tech	*	27	3-6	1-4	2-2	0-1-1	3	4	1	0	0	9
Dec. 10	at Texas A&M		11	0-3	0-3	0-0	0-0-0	2	0	1	0	0	0
Dec. 12	Nicholls State		28	3-9	2-7	0-0	1-2-3	2	1	0	0	1	8
Dec. 15	Northwestern State		29	3-9	1-3	1-2	0-2-2	5	0	2	1	0	8
Dec. 19	at UNLV												
Dec. 21	at Indiana State												
Dec. 29	Western Kentucky												
Dec. 31	Arkansas State												
Jan. 5	at Florida Atlantic												
Jan. 7	at FIU												
Jan. 12	UALR												
Jan. 14	North Texas												
Jan. 19	Denver												
Jan. 21	at Troy												
Jan. 28	UL-Lafayette												
Feb. 2	at Arkansas State												
Feb. 4	at UALR												
Feb. 11	South Alabama												
Feb. 16	at North Texas												
Feb. 18	at Denver												
Feb. 23	Middle Tennessee												
Feb. 25	at UL-Lafayette												

**MACKEY'S CAREER STATISTICS**

YEAR	GP-GS	MIN/AVG	FG-A	PCT	3FG-A	PCT	FT-A	PCT	OFF-DEF-TOT	AVG	PF-FO	AST	TO	BLK	STL	PTS	AVG
2011-12	10-6	223/22.3	24-54	.444	16-40	.400	4-4	1.000	3-13-16	1.6	17-0	14	14	0	3	68	6.8
TOTAL	10-6	223/22.3	24-54	.444	16-40	.400	4-4	1.000	3-13-16	1.6	17-0	14	14	0	3	68	6.8





# 11 CHARLES WINBORNE

Sophomore • Guard • 6-1 • 185  
Shreveport, La. • Loyola-Chicago

**2011-12**

- Made his ULM debut against Ole Miss (Nov. 11), scoring six points and dishing out three assists.
- Tallied 12 points, including four 3-pointers against Indiana State (Nov. 14).
- Scored 15 points on 6-of-12 shooting at Southeastern La. (Nov. 19).
- Had 18 points on 7-of-12 shooting against Harding (Nov. 26).
- Recorded 19 points and a career-high seven rebounds at Nicholls State (Nov. 28).
- Scored a career-high 20 points versus Nicholls State (Dec. 12).
- Has made starts in seven straight games.
- Has scored in double figures in five of the last six games.

**2010-11**

- Sat out last season after transferring from Loyola-Chicago.

**SEASON/CAREER HIGHS****Points**

Season: 20, vs. Nicholls State (12/12/11)  
Career: 20, vs. Nicholls State (12/12/11)

**Field Goals**

Season: 7 (twice)  
Career: 7 (twice)

**Field Goal Attempts**

Season: 12 (three times)  
Career: 12 (three times)

**3-Point Field Goals**

Season: 4, vs. Indiana State (11/14/11)  
Career: 4, vs. Indiana State (11/14/11)

**3-Point Attempts**

Season: 6 (twice)  
Career: 6 (twice)

**Free Throws**

Season: 4 (twice)  
Career: 4 (twice)

**Free Throw Attempts**

Season: 6, vs. Louisiana Tech (12/3/11)  
Career: 6, vs. Louisiana Tech (12/3/11)

**Rebounds**

Season: 7, at Nicholls State (11/28/11)  
Career: 7, at Nicholls State (11/28/11)

**Offensive Rebounds**

Season: 1 (four times)  
Career: 1 (four times)

**Defensive Rebounds**

Season: 7, at Nicholls State (11/28/11)  
Career: 7, at Nicholls State (11/28/11)

**Assists**

Season: 5 (twice)  
Career: 5 (twice)

**Turnovers**

Season: 2 (four times)  
Career: 2 (four times)

**Blocks**

Season: 1, at Ole Miss (11/11/11)  
Career: 1, at Ole Miss (11/11/11)

**Steals**

Season: 1 (three times)  
Career: 1 (four times)

**Minutes**

Season: 35, at Southeastern La. (11/19/11)  
Career: 35, at Southeastern La. (11/19/11)

**MISCELLANEOUS STATS**

	11-12	Career
Double-figure Points:	7	7
Double-figure Rebounds:	0	0
20-Plus Points	1	1
30-Plus Points	0	0
Led Team in Scoring:	3	3
Led Team in Rebounding	1	1
Led Team in Assists	2	2
Led Team in Blocks	1	1
Led Team in Steals	0	0
Double-Doubles:	0	0

**2011-12 SEASON GAME-BY-GAME**

Date	Opponent	gs	min	fg-a	3fg-a	ft-a	o-d-t	pf	a	to	blk	stl	pts
Nov. 11	at Ole Miss	*	23	2-6	1-3	1-2	0-2-2	3	3	1	1	0	6
Nov. 14	Indiana State		26	4-7	4-5	0-0	0-0-0	1	1	1	0	0	12
Nov. 16	at Tennessee	*	23	2-6	2-5	0-0	0-2-2	1	5	1	0	0	6
Nov. 19	at Southeastern Louisiana		35	6-12	3-6	0-0	1-2-3	2	3	2	0	1	15
Nov. 21	at Mississippi State	*	25	4-9	1-3	0-0	1-3-4	1	0	2	0	0	9
Nov. 26	Harding	*	30	7-12	3-6	1-1	0-0-0	1	4	1	0	1	18
Nov. 28	at Nicholls State	*	27	6-8	3-5	4-5	0-7-7	1	2	1	0	0	19
Dec. 3	Louisiana Tech	*	33	5-13	1-5	4-6	1-2-3	0	5	1	0	0	15
Dec. 10	at Texas A&M	*	29	1-7	0-4	2-2	0-1-1	1	3	0	0	0	4
Dec. 12	Nicholls State	*	25	7-12	3-5	3-4	1-2-3	2	2	2	0	0	20
Dec. 15	Northwestern State	*	27	5-8	1-1	2-4	0-2-2	1	0	2	0	1	13
Dec. 19	at UNLV												
Dec. 21	at Indiana State												
Dec. 29	Western Kentucky												
Dec. 31	Arkansas State												
Jan. 5	at Florida Atlantic												
Jan. 7	at FIU												
Jan. 12	UALR												
Jan. 14	North Texas												
Jan. 19	Denver												
Jan. 21	at Troy												
Jan. 28	UL-Lafayette												
Feb. 2	at Arkansas State												
Feb. 4	at UALR												
Feb. 11	South Alabama												
Feb. 16	at North Texas												
Feb. 18	at Denver												
Feb. 23	Middle Tennessee												
Feb. 25	at UL-Lafayette												

**WINBORNE'S CAREER STATISTICS**

YEAR	GP-GS	MIN/AVG	FG-A	PCT	3FG-A	PCT	FT-A	PCT	OFF-DEF-TOT	AVG	PF-FO	AST	TO	BLK	STL	PTS	AVG
2009-10	7-0	10/1.4	1-4	.250	1-1	1.000	0-0	.000	0-1-1	0.1	1-0	0	2	0	1	3	0.4
2011-12	10-8	27.6/27.6	44-92	.478	21-47	.447	15-20	.750	4-21-25	2.5	13-0	28	12	1	2	124	12.4
<b>TOTAL</b>	<b>17-8</b>	<b>286/16.8</b>	<b>45-96</b>	<b>.469</b>	<b>22-48</b>	<b>.458</b>	<b>15-20</b>	<b>.750</b>	<b>4-22-26</b>	<b>1.5</b>	<b>14-0</b>	<b>28</b>	<b>14</b>	<b>1</b>	<b>3</b>	<b>127</b>	<b>7.5</b>

**14 IFE EKE**

Sophomore • Forward • 6-7 • 210

Lagos, Nigeria • Northwest Rankin HS

**2011-12**

- Will redshirt due to injury.

**2010-11**

- Appeared in five games, all off the bench.
- Made his collegiate debut against Iowa (Nov. 16) and pulled down a season-best two rebounds.
- Played in a season-high six minutes at Stephen F. Austin (Dec. 29).

**SEASON/CAREER HIGHS****Points**

Season:  
Career: none

**Field Goals**

Season:  
Career: none

**Field Goal Attempts**

Season:  
Career: 1, at Iowa (11/16/10)

**3-Point Field Goals**

Season:  
Career: none

**3-Point Attempts**

Season:  
Career: none

**Free Throws**

Season:  
Career: none

**Free Throw Attempts**

Season:  
Career: none

**Rebounds**

Season:  
Career: 2, at Iowa (11/16/10)

**Offensive Rebounds**

Season:  
Career: none

**Defensive Rebounds**

Season:  
Career: 2, at Iowa (11/16/10)

**Assists**

Season:  
Career: none

**Turnovers**

Season:  
Career: 1, at Iowa (11/16/10)

**Blocks**

Season:  
Career: none

**Steals**

Season:  
Career: none

**Minutes**

Season:  
Career: 6, at Stephen F. Austin (12/29/10)

**MISCELLANEOUS STATS**

	11-12	Career
Double-figure Points:	0	0
Double-figure Rebounds:	0	0
20-Plus Points	0	0
30-Plus Points	0	0
Led Team in Scoring:	0	0
Led Team in Rebounding	0	0
Led Team in Assists	0	0
Led Team in Blocks	0	0
Led Team in Steals	0	0
Double-Doubles:	0	0

**2011-12 SEASON GAME-BY-GAME**

Date	Opponent	gs	min	fg-a	3fg-a	ft-a	o-d-t	pf	a	to	blk	stl	pts
Nov. 11	at Ole Miss		Did Not Play										
Nov. 14	Indiana State		Did Not Play										
Nov. 16	at Tennessee		Did Not Play										
Nov. 19	at Southeastern Louisiana		Did Not Play										
Nov. 21	at Mississippi State		Did Not Play										
Nov. 26	Harding		Did Not Play										
Nov. 28	at Nicholls State		Did Not Play										
Dec. 3	Louisiana Tech		Did Not Play										
Dec. 10	at Texas A&M		Did Not Play										
Dec. 12	Nicholls State		Did Not Play										
Dec. 15	Northwestern State		Did Not Play										
Dec. 19	at UNLV												
Dec. 21	at Indiana State												
Dec. 29	Western Kentucky												
Dec. 31	Arkansas State												
Jan. 5	at Florida Atlantic												
Jan. 7	at FIU												
Jan. 12	UALR												
Jan. 14	North Texas												
Jan. 19	Denver												
Jan. 21	at Troy												
Jan. 28	UL-Lafayette												
Feb. 2	at Arkansas State												
Feb. 4	at UALR												
Feb. 11	South Alabama												
Feb. 16	at North Texas												
Feb. 18	at Denver												
Feb. 23	Middle Tennessee												
Feb. 25	at UL-Lafayette												

**EKE'S CAREER STATISTICS**

YEAR	GP-GS	MIN/AVG	FG-A	PCT	3FG-A	PCT	FT-A	PCT	OFF-DEF-TOT	AVG	PF-FO	AST	TO	BLK	STL	PTS	AVG
2010-11	5-0	16/3.2	0-1	.000	0-0	.000	0-0	.000	0-3-3	0.6	0-0	0	1	0	0	0	0.0
<b>TOTAL</b>	<b>5-0</b>	<b>16/3.2</b>	<b>0-1</b>	<b>.000</b>	<b>0-0</b>	<b>.000</b>	<b>0-0</b>	<b>.000</b>	<b>0-3-3</b>	<b>0.6</b>	<b>0-0</b>	<b>0</b>	<b>1</b>	<b>0</b>	<b>0</b>	<b>0</b>	<b>0.0</b>



**15 STEVEN McCLELLAN**  
 Sophomore • Center • 6-7 • 250  
 Fresno, Calif. • Edison HS

**2011-12**

- Made his season debut against Louisiana Tech (Dec. 3), scoring six points and pulling down seven rebounds in 21 minutes.
  - Had a career-high three steals at Texas A&M (Dec. 10).
  - Pulled down a career-best 11 rebounds against Nicholls State (Dec. 12).
- Came up one rebound short of a double-double with 10 points and nine rebounds in 19 minutes against Northwestern State (Dec. 15).
- Averaging 7.3 boards in four games.

**2010-11**

- Appeared in 28 games, making 14 starts as a freshman.
- Averaged 5.1 points and 4.0 rebounds per game.
- Shot 50.9 percent from the field (57-of-112) and 63.6 percent from the free-throw line (28-of-44).
- Scored in double figures on two occasions.
- Averaged 5.0 points and 3.9 rebounds during conference play.
- Made his first start against Stephen F. Austin (Nov. 23), scoring a career-best 13 points.
- Had a season-high nine rebounds at UL-Lafayette (Jan. 22).
- Had 12 points on 4-of-5 shooting against FIU (Jan. 2).

**SEASON/CAREER HIGHS****Points**

Season: 10, vs. Northwestern State (12/15/11)  
 Career: 13, vs. Stephen F. Austin (11/23/10)

**Field Goals**

Season: 4, vs. Northwestern State (12/15/11)  
 Career: 5, vs. Stephen F. Austin (11/23/10)

**Field Goal Attempts**

Season: 7, vs. Northwestern State (12/15/11)  
 Career: 9, vs. Stephen F. Austin (11/23/10)

**3-Point Field Goals**

Season: n/a  
 Career: 1 (twice)

**3-Point Attempts**

Season: n/a  
 Career: 1 (four times)

**Free Throws**

Season: 3, vs. Nicholls State (12/12/11)  
 Career: 4 (twice)

**Free Throw Attempts**

Season: 4, vs. Nicholls State (12/12/11)  
 Career: 5, at Stephen F. Austin (12/29/10)

**Rebounds**

Season: 11, vs. Nicholls State (12/12/11)  
 Career: 11, vs. Nicholls State (12/12/11)

**Offensive Rebounds**

Season: 6, vs. Nicholls State (12/12/11)  
 Career: 6 (twice)

**Defensive Rebounds**

Season: 6 (twice)  
 Career: 6 (three times)

**Assists**

Season: 2, vs. Northwestern State (12/15/11)  
 Career: 2 (three times)

**Turnovers**

Season: 3, vs. Northwestern State (12/15/11)  
 Career: 3, vs. Northwestern State (12/15/11)

**Blocks**

Season: 1 (three times)  
 Career: 2 (twice)

**Steals**

Season: 3, at Texas A&M (12/10/11)  
 Career: 3, at Texas A&M (12/10/11)

**Minutes**

Season: 21, vs. Louisiana Tech (12/3/11)  
 Career: 31, at UL-Lafayette (1/22/11)

**MISCELLANEOUS STATS**

	11-12	Career
Double-figure Points:	1	3
Double-figure Rebounds:	1	1
20-Plus Points	0	0
30-Plus Points	0	0
Led Team in Scoring:	0	0
Led Team in Rebounding	2	10
Led Team in Assists	0	0
Led Team in Blocks	3	10
Led Team in Steals	1	2
Double-Doubles:	0	0

**2011-12 SEASON GAME-BY-GAME**

Date	Opponent	gs	min	fg-a	3fg-a	ft-a	o-d-t	pf	a	to	blk	stl	pts
Nov. 11	at Ole Miss		Did Not Play										
Nov. 14	Indiana State		Did Not Play										
Nov. 16	at Tennessee		Did Not Play										
Nov. 19	at Southeastern Louisiana		Did Not Play										
Nov. 21	at Mississippi State		Did Not Play										
Nov. 26	Harding		Did Not Play										
Nov. 28	at Nicholls State		Did Not Play										
Dec. 3	Louisiana Tech		21	3-5	0-0	0-0	1-6-7	5	0	2	1	0	6
Dec. 10	at Texas A&M	*	20	2-5	0-0	0-0	0-2-2	5	0	0	0	3	4
Dec. 12	Nicholls State	*	19	2-6	0-0	3-4	6-5-11	2	0	2	1	0	7
Dec. 15	Northwestern State		19	4-7	0-0	2-2	3-6-9	5	2	3	1	1	10
Dec. 19	at UNLV												
Dec. 21	at Indiana State												
Dec. 29	Western Kentucky												
Dec. 31	Arkansas State												
Jan. 5	at Florida Atlantic												
Jan. 7	at FIU												
Jan. 12	UALR												
Jan. 14	North Texas												
Jan. 19	Denver												
Jan. 21	at Troy												
Jan. 28	UL-Lafayette												
Feb. 2	at Arkansas State												
Feb. 4	at UALR												
Feb. 11	South Alabama												
Feb. 16	at North Texas												
Feb. 18	at Denver												
Feb. 23	Middle Tennessee												
Feb. 25	at UL-Lafayette												

**McCLELLAN'S CAREER STATISTICS**

YEAR	GP-GS	MIN/AVG	FG-A	PCT	3FG-A	PCT	FT-A	PCT	OFF-DEF-TOT	AVG	PF-FO	AST	TO	BLK	STL	PTS	AVG
2010-11	28-14	542/19.4	57-112	.509	2-5	.400	28-44	.636	49-64-113	4.0	82-3	14	23	9	10	144	5.1
2011-12	3-2	60/20.0	7-16	.438	0-0	.000	3-4	.750	7-13-20	6.7	12-2	0	4	2	3	17	5.7
<b>TOTAL</b>	<b>31-16</b>	<b>602/19.4</b>	<b>64-128</b>	<b>.500</b>	<b>2-5</b>	<b>.400</b>	<b>31-48</b>	<b>.646</b>	<b>56-77-133</b>	<b>4.3</b>	<b>94-5</b>	<b>14</b>	<b>27</b>	<b>11</b>	<b>13</b>	<b>161</b>	<b>5.2</b>



**23 REGINALD SMITH**  
 Freshman • Guard • 6-0 • 160  
 Columbia, La. • Caldwell HS

**2011-12**

- Joined the team as a walk-on.
  - Made his ULM debut at Tennessee (Nov. 16).
- Scored a career-best three points in six minutes against Northwestern State (Dec. 15).

**2010-11**

- Earned second-team Louisiana 3A All-State honors for Caldwell High School.
- Averaged 22.3 points, eight assists and three rebounds per game.
- Selected to All-Northeast Louisiana team.
- Two-time first-team all-conference selection.

**SEASON/CAREER HIGHS****Points**

Season: 3, vs. Northwestern State (12/15/11)  
 Career: 3, vs. Northwestern State (12/15/11)

**Field Goals**

Season: 1, vs. Northwestern State (12/15/11)  
 Career: 1, vs. Northwestern State (12/15/11)

**Field Goal Attempts**

Season: 2, vs. Northwestern State (12/15/11)  
 Career: 2, vs. Northwestern State (12/15/11)

**3-Point Field Goals**

Season: n/a  
 Career: n/a

**3-Point Attempts**

Season: n/a  
 Career: n/a

**Free Throws**

Season: 1, vs. Northwestern State (12/15/11)  
 Career: 1, vs. Northwestern State (12/15/11)

**Free Throw Attempts**

Season: 2, vs. Northwestern State (12/15/11)  
 Career: 2, vs. Northwestern State (12/15/11)

**Rebounds**

Season: n/a  
 Career: n/a

**Offensive Rebounds**

Season: n/a  
 Career: n/a

**Defensive Rebounds**

Season: n/a  
 Career: n/a

**Assists**

Season: n/a  
 Career: n/a

**Turnovers**

Season: n/a  
 Career: n/a

**Blocks**

Season: n/a  
 Career: n/a

**Steals**

Season: n/a  
 Career: n/a

**Minutes**

Season: 6, vs. Northwestern State (12/15/11)  
 Career: 6, vs. Northwestern State (12/15/11)

**MISCELLANEOUS STATS**

	11-12	Career
Double-figure Points:	0	0
Double-figure Rebounds:	0	0
20-Plus Points	0	0
30-Plus Points	0	0
Led Team in Scoring:	0	0
Led Team in Rebounding	0	0
Led Team in Assists	0	0
Led Team in Blocks	0	0
Led Team in Steals	0	0
Double-Doubles:	0	0

**2011-12 SEASON GAME-BY-GAME**

Date	Opponent	gs	min	fg-a	3fg-a	ft-a	o-d-t	pf	a	to	blk	stl	pts
Nov. 11	at Ole Miss	Did Not Play											
Nov. 14	Indiana State	Did Not Play											
Nov. 16	at Tennessee	2		0-0	0-0	0-0	0-0-0	0	0	0	0	0	0
Nov. 19	at Southeastern Louisiana	Did Not Play											
Nov. 21	at Mississippi State	1		0-0	0-0	0-0	0-0-0	0	0	0	0	0	0
Nov. 26	Harding	Did Not Play											
Nov. 28	at Nicholls State	Did Not Play											
Dec. 3	Louisiana Tech	Did Not Play											
Dec. 10	at Texas A&M	Did Not Play											
Dec. 12	Nicholls State	Did Not Play											
Dec. 15	Northwestern State	6		1-2	0-0	1-2	0-0-0	0	0	0	0	0	3
Dec. 19	at UNLV												
Dec. 21	at Indiana State												
Dec. 29	Western Kentucky												
Dec. 31	Arkansas State												
Jan. 5	at Florida Atlantic												
Jan. 7	at FIU												
Jan. 12	UALR												
Jan. 14	North Texas												
Jan. 19	Denver												
Jan. 21	at Troy												
Jan. 28	UL-Lafayette												
Feb. 2	at Arkansas State												
Feb. 4	at UALR												
Feb. 11	South Alabama												
Feb. 16	at North Texas												
Feb. 18	at Denver												
Feb. 23	Middle Tennessee												
Feb. 25	at UL-Lafayette												

**SMITH'S CAREER STATISTICS**

YEAR	GP-GS	MIN/AVG	FG-A	PCT	3FG-A	PCT	FT-A	PCT	OFF-DEF-TOT	AVG	PF-FO	AST	TO	BLK	STL	PTS	AVG
2011-12	2-0	3/1.5	0-0	.000	0-0	.000	0-0	.000	0-0-0	0.0	0-0	0	0	0	0	0	0.0
<b>TOTAL</b>	<b>2-0</b>	<b>3/1.5</b>	<b>0-0</b>	<b>.000</b>	<b>0-0</b>	<b>.000</b>	<b>0-0</b>	<b>.000</b>	<b>0-0-0</b>	<b>0.0</b>	<b>0-0</b>	<b>0</b>	<b>0</b>	<b>0</b>	<b>0</b>	<b>0</b>	<b>0.0</b>



## 24 HUGH MINGO

Senior • Guard • 6-3 • 175  
West Monroe, La. • South Plains CC

**2011-12**

- Attempted a season-high 13 shots against Indiana State (Nov. 14).
- Came off the bench to record 11 points, seven rebounds and four assists at Tennessee (Nov. 16).
- Scored 13 points on 6-of-9 shooting at Nicholls State (Nov. 28). Also had a career-high three offensive rebounds.
- Had season highs in points (21), rebounds (9) and assists (5) at Texas A&M (Dec. 10). Shot 9-of-12 from the field and hit both of his 3-point attempts.

**2010-11**

- Led the team with 30 starts and was the only ULM player to appear in all 31 games.
- Averaged 9.5 points and 4.7 rebounds per game.
- Tied for the team lead with 44 steals.
- Shot 37.6 percent from the field (111-of-295), 29.4 percent from 3-point range (45-of-153) and 66.7 percent from the free-throw line (28-of-42).
- Led the team in scoring on six occasions.
- Scored in double figures in 13 consecutive games early in the season.
- Named Sun Belt Player of the Week (Dec. 13) after scoring a career-high 27 points and swiping a career-high seven steals (third most in school history) against Centenary.
- Had 18 points on 8-of-13 shooting at Louisiana Tech (Dec. 4).
- Post first career double-double (11 points and 10 rebounds) at Arkansas State (Jan. 27).
- Followed up with an 18-point, 10-rebound effort in his next game, against Troy (Jan. 29).

**SEASON/CAREER HIGHS****Points**

Season: 21, at Texas A&M (12/10/11)  
Career: 27, vs. Centenary (12/11/10)

**Field Goals**

Season: 9, at Texas A&M (12/10/11)  
Career: 9 (twice)

**Field Goal Attempts**

Season: 13, vs. Indiana State (11/14/11)  
Career: 17, vs. Centenary (12/11/10)

**3-Point Field Goals**

Season: 2 (twice)  
Career: 4 (twice)

**3-Point Attempts**

Season: 3 (twice)  
Career: 10 (twice)

**Free Throws**

Season: 2 (three times)  
Career: 7, vs. Centenary (12/11/10)

**Free Throw Attempts**

Season: 3 (twice)  
Career: 9, vs. Centenary (12/11/10)

**Rebounds**

Season: 9, at Texas A&M (12/10/11)  
Career: 10 (twice)

**Offensive Rebounds**

Season: 3, at Nicholls State (11/28/11)  
Career: 3, at Nicholls State (11/28/11)

**Defensive Rebounds**

Season: 7, at Texas A&M (12/10/11)  
Career: 9, at Arkansas State (1/27/11)

**Assists**

Season: 5, at Texas A&M (12/10/11)  
Career: 5, at Texas A&M (12/10/11)

**Turnovers**

Season: 3 (twice)  
Career: 5 (twice)

**Blocks**

Season: 1 (four times)  
Career: 2, vs. SE Oklahoma State (11/20/10)

**Steals**

Season: 1 (three times)  
Career: 7, vs. Centenary (12/11/10)

**Minutes**

Season: 35, at Texas A&M (12/10/11)  
Career: 40 (seven times)

**MISCELLANEOUS STATISTICS**

	11-12	Career
Double-figure Points:	3	18
Double-figure Rebounds:	0	2
20-Plus Points	1	2
30-Plus Points	0	0
Led Team in Scoring:	1	7
Led Team in Rebounding	3	9
Led Team in Assists	1	6
Led Team in Blocks	2	5
Led Team in Steals	1	13
Double-Doubles:	0	2

**2011-12 SEASON GAME-BY-GAME**

Date	Opponent	gs	min	fg-a	3fg-a	ft-a	o-d-t	pf	a	to	blk	stl	pts
Nov. 11	at Ole Miss	*	18	1-5	0-2	0-0	0-0-0	4	0	3	1	1	2
Nov. 14	Indiana State	*	28	3-13	0-3	0-0	0-5-5	2	0	3	1	0	6
Nov. 16	at Tennessee		27	5-12	0-2	1-2	1-6-7	2	4	0	1	0	11
Nov. 19	at Southeastern Louisiana	*	17	1-5	0-2	0-0	0-1-1	2	0	0	0	1	2
Nov. 21	at Mississippi State		16	3-6	1-2	2-3	2-3-5	1	1	0	0	0	9
Nov. 26	Harding	*	10	0-2	0-1	0-0	0-1-1	3	0	0	0	0	0
Nov. 28	at Nicholls State		21	6-9	1-2	0-1	3-1-4	2	1	1	0	0	13
Dec. 3	Louisiana Tech		13	0-3	0-0	2-2	1-5-6	1	2	1	0	0	2
Dec. 10	at Texas A&M	*	35	9-12	2-2	1-1	2-7-9	2	5	2	0	1	21
Dec. 12	Nicholls State	*	26	4-10	2-3	1-3	1-6-7	3	0	2	0	0	11
Dec. 15	Northwestern State	*	12	0-2	0-1	2-2	1-1-2	0	0	1	1	0	2
Dec. 19	at UNLV												
Dec. 21	at Indiana State												
Dec. 29	Western Kentucky												
Dec. 31	Arkansas State												
Jan. 5	at Florida Atlantic												
Jan. 7	at FIU												
Jan. 12	UALR												
Jan. 14	North Texas												
Jan. 19	Denver												
Jan. 21	at Troy												
Jan. 28	UL-Lafayette												
Feb. 2	at Arkansas State												
Feb. 4	at UALR												
Feb. 11	South Alabama												
Feb. 16	at North Texas												
Feb. 18	at Denver												
Feb. 23	Middle Tennessee												
Feb. 25	at UL-Lafayette												

**MINGO'S CAREER STATISTICS**

YEAR	GP-GS	MIN/AVG	FG-A	PCT	3FG-A	PCT	FT-A	PCT	OFF-DEF-TOT	AVG	PF-FO	AST	TO	BLK	STL	PTS	AVG
2010-11	31-30	1038/33.5	111-295	.376	45-153	.294	28-42	.667	21-126-147	4.7	83-2	40	60	4	44	295	9.5
2011-12	10-6	211/21.1	32-77	.416	6-19	.316	7-12	.583	10-35-45	4.5	22-0	13	12	3	3	77	7.7
<b>TOTAL</b>	<b>41-36</b>	<b>1249/30.5</b>	<b>143-372</b>	<b>.384</b>	<b>51-172</b>	<b>.297</b>	<b>35-54</b>	<b>.648</b>	<b>31-161-192</b>	<b>4.7</b>	<b>105-2</b>	<b>53</b>	<b>72</b>	<b>7</b>	<b>47</b>	<b>372</b>	<b>9.1</b>





## 33 D'ANDRE MARTIN

Freshman • Guard • 6-2 • 195  
Monroe, La. • Richwood HS

**2011-12**

- Joined the team as a walk-on.
  - Nephew of former ULM basketball player Terry Martin.
  - Made his ULM debut at Tennessee (Nov. 16).
  - Recorded a steal against Harding (Nov. 26).
- Played a season-high seven minutes against Northwestern State (Dec. 15).

**2010-11**

- District 2-3A Most Valuable Player for Richwood High School.
- Louisiana Writers Association First-Team All-State selection.
- Selected to All-Northeast Louisiana Team.
- Averaged 22 points, 12 rebounds, four assists and three steals per game.
- Helped Richwood to the Louisiana Class 3A semifinals.

**SEASON/CAREER HIGHS****Points**

Season: n/a  
Career: n/a

**Field Goals**

Season: n/a  
Career: n/a

**Field Goal Attempts**

Season: 1 (twice)  
Career: 1 (twice)

**3-Point Field Goals**

Season: n/a  
Career: n/a

**3-Point Attempts**

Season: n/a  
Career: n/a

**Free Throws**

Season: n/a  
Career: n/a

**Free Throw Attempts**

Season: n/a  
Career: n/a

**Rebounds**

Season: n/a  
Career: n/a

**Offensive Rebounds**

Season: n/a  
Career: n/a

**Defensive Rebounds**

Season: n/a  
Career: n/a

**Assists**

Season: n/a  
Career: n/a

**Turnovers**

Season: 2, at Tennessee (11/16/11)  
Career: 2, at Tennessee (11/16/11)

**Blocks**

Season: n/a  
Career: n/a

**Steals**

Season: 1, vs. Harding (11/26/11)  
Career: 1, vs. Harding (11/26/11)

**Minutes**

Season: 3, vs. Harding (11/26/11)  
Career: 3, vs. Harding (11/26/11)

**MISCELLANEOUS STATS**

	11-12	Career
Double-figure Points:	0	0
Double-figure Rebounds:	0	0
20-Plus Points	0	0
30-Plus Points	0	0
Led Team in Scoring:	0	0
Led Team in Rebounding	0	0
Led Team in Assists	0	0
Led Team in Blocks	0	0
Led Team in Steals	0	0
Double-Doubles:	0	0

**2011-12 SEASON GAME-BY-GAME**

Date	Opponent	gs	min	fg-a	3fg-a	ft-a	o-d-t	pf	a	to	blk	stl	pts
Nov. 11	at Ole Miss	Did Not Play											
Nov. 14	Indiana State	Did Not Play											
Nov. 16	at Tennessee	2		0-0	0-0	0-0	0-0-0	0	0	2	0	0	0
Nov. 19	at Southeastern Louisiana	Did Not Play											
Nov. 21	at Mississippi State	1		0-1	0-0	0-0	0-0-0	0	0	0	0	0	0
Nov. 26	Harding	3		0-1	0-0	0-0	0-0-0	1	0	1	0	1	0
Nov. 28	at Nicholls State	Did Not Play											
Dec. 3	Louisiana Tech	Did Not Play											
Dec. 10	at Texas A&M	Did Not Play											
Dec. 12	Nicholls State	Did Not Play											
Dec. 15	Northwestern State	7		0-2	0-0	0-1	0-0-0	0	0	0	0	0	0
Dec. 19	at UNLV												
Dec. 21	at Indiana State												
Dec. 29	Western Kentucky												
Dec. 31	Arkansas State												
Jan. 5	at Florida Atlantic												
Jan. 7	at FIU												
Jan. 12	UALR												
Jan. 14	North Texas												
Jan. 19	Denver												
Jan. 21	at Troy												
Jan. 28	UL-Lafayette												
Feb. 2	at Arkansas State												
Feb. 4	at UALR												
Feb. 11	South Alabama												
Feb. 16	at North Texas												
Feb. 18	at Denver												
Feb. 23	Middle Tennessee												
Feb. 25	at UL-Lafayette												

**MARTIN'S CAREER STATISTICS**

YEAR	GP-GS	MIN/AVG	FG-A	PCT	3FG-A	PCT	FT-A	PCT	OFF-DEF-TOT	AVG	PF-FO	AST	TO	BLK	STL	PTS	AVG
2011-12	3-0	6/2.0	0-2	.000	0-0	.000	0-0	.000	0-0-0	0.0	1-0	0	3	0	1	0	0.0
<b>TOTAL</b>	<b>3-0</b>	<b>6/2.0</b>	<b>0-2</b>	<b>.000</b>	<b>0-0</b>	<b>.000</b>	<b>0-0</b>	<b>.000</b>	<b>0-0-0</b>	<b>0.0</b>	<b>1-0</b>	<b>0</b>	<b>3</b>	<b>0</b>	<b>1</b>	<b>0</b>	<b>0.0</b>



## 35 TREY LINDSEY

Freshman • Forward • 6-6 • 205  
Austin, Texas • Bowie HS

**2011-12**

- Made his collegiate debut against Ole Miss (Nov. 11), scoring three points and pulling down four rebounds. Also Played in a team-high 30 minute.
- Made his first start against Indiana State (Nov. 14). Pulled down six rebounds in just 18 minutes of action.
- Had career highs in points (6) and 3-pointers (2) at Texas A&M (Dec. 10).
- Led the team with four assists against Nicholls State (Dec. 12).

**HIGH SCHOOL**

- Averaged 14 points, five rebounds and four assists as a senior for Bowie High School.
- Two-time second-team all-district selection.
- Helped Bowie to district championships in 2008 and 2010.

**SEASON/CAREER HIGHS****Points**

Season: 6, at Texas A&M (12/10/11)  
Career: 6, at Texas A&M (12/10/11)

**Field Goals**

Season: 2 (three times)  
Career: 2 (three times)

**Field Goal Attempts**

Season: 4 (twice)  
Career: 4 (twice)

**3-Point Field Goals**

Season: 2, at Texas A&M (12/10/11)  
Career: 2, at Texas A&M (12/10/11)

**3-Point Attempts**

Season: 4, at Texas A&M (12/10/11)  
Career: 4, at Texas A&M (12/10/11)

**Free Throws**

Season: 3, vs. Northwestern State (12/15/11)  
Career: 3, vs. Northwestern State (12/15/11)

**Free Throw Attempts**

Season: 3, vs. Northwestern State (12/15/11)  
Career: 3, vs. Northwestern State (12/15/11)

**Rebounds**

Season: 6, vs. Indiana State (11/14/11)  
Career: 6, vs. Indiana State (11/14/11)

**Offensive Rebounds**

Season: 1 (three times)  
Career: 1 (three times)

**Defensive Rebounds**

Season: 5, vs. Indiana State (11/14/11)  
Career: 5, vs. Indiana State (11/14/11)

**Assists**

Season: 4, vs. Nicholls State (12/12/11)  
Career: 4, vs. Nicholls State (12/12/11)

**Turnovers**

Season: 2 (three times)  
Career: 2 (three times)

**Blocks**

Season: n/a  
Career: n/a

**Steals**

Season: 2, vs. Northwestern State (12/15/11)  
Career: 2, vs. Northwestern State (12/15/11)

**Minutes**

Season: 30, at Ole Miss (11/11/11)  
Career: 30, at Ole Miss (11/11/11)

**MISCELLANEOUS STATS**

	11-12	Career
Double-figure Points:	0	0
Double-figure Rebounds:	0	0
20-Plus Points	0	0
30-Plus Points	0	0
Led Team in Scoring:	0	0
Led Team in Rebounding	0	0
Led Team in Assists	1	1
Led Team in Blocks	0	0
Led Team in Steals	3	3
Double-Doubles:	0	0

**2011-12 SEASON GAME-BY-GAME**

Date	Opponent	gs	min	fg-a	3fg-a	ft-a	o-d-t	pf	a	to	blk	stl	pts
Nov. 11	at Ole Miss		30	1-4	0-3	1-2	0-4-4	3	0	1	0	1	3
Nov. 14	Indiana State	*	18	1-1	1-1	0-0	1-5-6	5	2	0	0	0	3
Nov. 16	at Tennessee	*	20	1-3	0-1	2-2	0-4-4	5	0	1	0	1	4
Nov. 19	at Southeastern Louisiana		21	0-3	0-1	2-2	1-3-4	1	0	0	0	0	2
Nov. 21	at Mississippi State		16	1-1	0-0	0-0	0-1-1	2	2	0	0	1	2
Nov. 26	Harding		15	1-1	1-1	0-0	0-2-2	4	1	2	0	1	3
Nov. 28	at Nicholls State	*	20	1-2	0-1	0-0	1-2-3	3	3	1	0	0	2
Dec. 3	Louisiana Tech	*	21	2-3	0-0	0-0	0-0-0	1	0	2	0	0	4
Dec. 10	at Texas A&M		21	2-4	2-4	0-0	0-0-0	4	0	0	0	0	6
Dec. 12	Nicholls State		21	2-5	0-1	1-2	2-0-2	5	4	2	0	1	5
Dec. 15	Northwestern State		13	1-2	0-1	3-3	0-2-2	5	1	1	0	2	5
Dec. 19	at UNLV												
Dec. 21	at Indiana State												
Dec. 29	Western Kentucky												
Dec. 31	Arkansas State												
Jan. 5	at Florida Atlantic												
Jan. 7	at FIU												
Jan. 12	UALR												
Jan. 14	North Texas												
Jan. 19	Denver												
Jan. 21	at Troy												
Jan. 28	UL-Lafayette												
Feb. 2	at Arkansas State												
Feb. 4	at UALR												
Feb. 11	South Alabama												
Feb. 16	at North Texas												
Feb. 18	at Denver												
Feb. 23	Middle Tennessee												
Feb. 25	at UL-Lafayette												

**LINDSEY'S CAREER STATISTICS**

YEAR	GP-GS	MIN/AVG	FG-A	PCT	3FG-A	PCT	FT-A	PCT	OFF-DEF-TOT	AVG	PF-FO	AST	TO	BLK	STL	PTS	AVG
2011-12	10-4	203/20.3	12-27	.444	4-13	.308	6-8	.750	5-21-26	2.6	33-3	12	9	0	5	34	3.4
<b>TOTAL</b>	<b>10-4</b>	<b>203/20.3</b>	<b>12-27</b>	<b>.444</b>	<b>4-13</b>	<b>.308</b>	<b>6-8</b>	<b>.750</b>	<b>5-21-26</b>	<b>2.6</b>	<b>33-3</b>	<b>12</b>	<b>9</b>	<b>0</b>	<b>5</b>	<b>34</b>	<b>3.4</b>

**41 FABIO RIBEIRO**

Senior • Center • 6-10 • 250

Caetonopolis, Brazil • New Mexico JC

**2011-12**

- Had eight points and seven rebounds against Tennessee (Nov. 16).
- Recorded a season-best 10 points and seven rebounds at Nicholls State (Nov. 28).
- Had a season-high eight rebounds in just 16 minutes against Louisiana Tech (Dec. 3).
- Pulled down a career-best five offensive rebounds at Texas A&M (Dec. 10).

**2010-11**

- Appeared in 29 games, making 12 starts.
- Averaged 3.3 points and 2.5 rebounds per game.
- Shot 46.4 percent from the field (39-of-84) and 48.6 percent from the free-throw line (17-of-35).
- Had a career-best 15 points on 6-of-9 shooting at UTEP (Dec. 15).
- Grabbed a career-high 10 rebounds in the season opener at Texas Tech (Nov. 12).
- Played a career-high 34 minutes against Illinois State (Nov. 27), recording a career-best two blocks.

**SEASON/CAREER HIGHS****Points**Season: 8, at Tennessee (11/16/11)  
Career: 15, at UTEP (12/15/10)**Field Goals**Season: 4, at Tennessee (11/16/11)  
Career: 6, at UTEP (12/15/10)**Field Goal Attempts**Season: 11, at Tennessee (11/16/11)  
Career: 11, at Tennessee (11/16/11)**3-Point Field Goals**Season: n/a  
Career: 1, at North Texas (2/19/11)**3-Point Attempts**Season: n/a  
Career: 2, at North Texas (2/19/11)**Free Throws**Season: 4, at Nicholls State (11/28/11)  
Career: 4, at Nicholls State (11/28/11)**Free Throw Attempts**Season: 7, at Nicholls State (11/28/11)  
Career: 7, at Nicholls State (11/28/11)**Rebounds**Season: 8, vs. Louisiana Tech (12/3/11)  
Career: 10, at Texas Tech (11/12/10)**Offensive Rebounds**Season: 5, at Texas A&M (12/10/11)  
Career: 5, at Texas A&M (12/10/11)**Defensive Rebounds**Season: 7, at Tennessee (11/16/11)  
Career: 8, at Texas Tech (11/12/10)**Assists**Season: 1 (four times)  
Career: 2 (twice)**Turnovers**Season: 5, at Ole Miss (11/11/11)  
Career: 5, at Ole Miss (11/11/11)**Blocks**Season: 1 (three times)  
Career: 2, at Illinois State (11/27/10)**Steals**Season: 1 (three times)  
Career: 2, vs. UALR (2/12/11)**Minutes**Season: 33, at Tennessee (11/16/11)  
Career: 34, at Illinois State (11/27/10)**MISCELLANEOUS STATS**

	11-12	Career
Double-figure Points:	1	2
Double-figure Rebounds:	0	1
20-Plus Points	0	0
30-Plus Points	0	0
Led Team in Scoring:	0	1
Led Team in Rebounding	5	7
Led Team in Assists	0	1
Led Team in Blocks	1	4
Led Team in Steals	1	2
Double-Doubles:	0	0

**2011-12 SEASON GAME-BY-GAME**

Date	Opponent	gs	min	fg-a	3fg-a	ft-a	o-d-t	pf	a	to	blk	stl	pts
Nov. 11	at Ole Miss	*	29	2-7	0-0	1-2	0-6-6	4	1	5	0	0	5
Nov. 14	Indiana State	*	21	3-10	0-0	0-0	2-2-4	2	1	3	0	0	6
Nov. 16	at Tennessee	*	33	4-11	0-0	0-0	0-7-7	3	0	0	1	1	8
Nov. 19	at Southeastern Louisiana		20	1-1	0-0	0-0	0-3-3	1	0	1	0	1	2
Nov. 21	at Mississippi State	*	24	1-1	0-0	0-0	1-4-5	2	0	3	1	0	2
Nov. 26	Harding	*	14	2-6	0-0	0-0	1-3-4	2	0	1	0	0	4
Nov. 28	at Nicholls State		25	3-5	0-0	4-7	2-5-7	3	1	1	0	1	10
Dec. 3	Louisiana Tech	*	16	1-2	0-0	0-0	2-6-8	1	0	0	0	0	2
Dec. 10	at Texas A&M		20	2-6	0-0	2-2	5-2-7	1	1	2	1	0	6
Dec. 12	Nicholls State		11	1-4	0-0	0-0	2-0-2	0	0	0	0	0	2
Dec. 15	Northwestern State	*	6	0-0	0-0	0-0	0-1-1	1	0	2	0	0	0
Dec. 19	at UNLV												
Dec. 21	at Indiana State												
Dec. 29	Western Kentucky												
Dec. 31	Arkansas State												
Jan. 5	at Florida Atlantic												
Jan. 7	at FIU												
Jan. 12	UALR												
Jan. 14	North Texas												
Jan. 19	Denver												
Jan. 21	at Troy												
Jan. 28	UL-Lafayette												
Feb. 2	at Arkansas State												
Feb. 4	at UALR												
Feb. 11	South Alabama												
Feb. 16	at North Texas												
Feb. 18	at Denver												
Feb. 23	Middle Tennessee												
Feb. 25	at UL-Lafayette												

**RIBEIRO'S CAREER STATISTICS**

YEAR	GP-GS	MIN/AVG	FG-A	PCT	3FG-A	PCT	FT-A	PCT	OFF-DEF-TOT	AVG	PF-FO	AST	TO	BLK	STL	PTS	AVG
2009-10	6-1	50/8.3	3-7	.429	0-0	.000	0-0	.000	4-5-9	1.5	9-0	0	2	1	0	6	1.0
2010-11	29-12	517/17.8	39-84	.464	1-2	.500	17-35	.486	29-44-73	2.5	67-2	7	33	6	7	96	3.3
2011-12	10-6	213/21.3	20-53	.377	0-0	.000	7-11	.636	15-38-53	5.3	19-0	4	16	3	3	47	4.7
<b>TOTAL</b>	<b>45-19</b>	<b>780/17.3</b>	<b>62-144</b>	<b>.431</b>	<b>1-2</b>	<b>.500</b>	<b>24-46</b>	<b>.522</b>	<b>48-87-135</b>	<b>3.0</b>	<b>95-2</b>	<b>11</b>	<b>51</b>	<b>10</b>	<b>10</b>	<b>149</b>	<b>3.3</b>



**55 FRED BROWN**  
**Senior • Guard • 6-2 • 190**  
**West Palm Beach, Fla. • Kansas State**

**2011-12**

- Preseason Third-Team All-Sun Belt selection.
- Had no turnovers for just the second time in his ULM career against Indiana State (Nov. 14).
- Recorded a game-high 18 points, including four 3-pointers at Tennessee (Nov. 16).
- Dished out a season-best six assists at Southeastern Louisiana (Nov. 19).
- Scored a season-high 21 points on 7-of-12 shooting at Mississippi State (Nov. 21).

**2010-11**

- Third-Team All-Louisiana selection.
- Made starts in 28 of the 29 games he played.
- Averaged a team-high 13.8 points per game.
- Finished the season ranked fifth in the Sun Belt Conference in 3-point makes per game (2.1) and 10th in the conference in scoring.
- Shot 38.6 percent from the field (149-of-386), 37.5 percent from 3-point range (60-of-160) and 77.4 percent from the free-throw line (41-of-53).
- Scored 20 points or more five times and led the team in scoring 10 times.
- Knocked in four or more 3-pointers in seven different games.
- Upped his scoring average to 14.7 points per game in conference play.
- Had a season-high 25 points, including seven 3-pointers in the season opener at Texas Tech (Nov. 12).
- Also had 25 points in a 67-65 victory at South Alabama (Jan. 15).

**SEASON/CAREER HIGHS****Points**

Season: 21, at Mississippi State (11/21/11)  
 Career: 26, vs. Chicago State (1/5/09)

**Field Goals**

Season: 8, at Southeastern La. (11/19/11)  
 Career: 9 (three times)

**Field Goal Attempts**

Season: 18, at Southeastern La. (11/19/11)  
 Career: 28, at Louisiana Tech (12/4/10)

**3-Point Field Goals**

Season: 4 (twice)  
 Career: 7, at Texas Tech (11/12/10)

**3-Point Attempts**

Season: 8, at Tennessee (11/16/11)  
 Career: 13, at Louisiana Tech (12/4/10)

**Free Throws**

Season: 5 (twice)  
 Career: 6 (three times)

**Free Throw Attempts**

Season: 7, vs. Indiana State (11/14/11)  
 Career: 8, vs. Chicago State (1/5/09)

**Rebounds**

Season: 7, vs. Indiana State (11/14/11)  
 Career: 7 (twice)

**Offensive Rebounds**

Season: 2 (twice)  
 Career: 4 (four times)

**Defensive Rebounds**

Season: 7, vs. Indiana State (11/14/11)  
 Career: 7, vs. Indiana State (11/14/11)

**Assists**

Season: 6, at Southeastern La. (11/19/11)  
 Career: 7, at Louisiana Tech (12/4/10)

**Turnovers**

Season: 5 (twice)  
 Career: 7 (twice)

**Blocks**

Season: n/a  
 Career: 1 (eight times)

**Steals**

Season: 3, at Southeastern La. (11/19/11)  
 Career: 4 (twice)

**Minutes**

Season: 40, at Southeastern La. (11/19/11)  
 Career: 40 (seven times)

**MISCELLANEOUS STATS**

	11-12	Career
Double-figure Points:	8	43
Double-figure Rebounds:	0	0
20-Plus Points	1	9
30-Plus Points	0	0
Led Team in Scoring:	7	17
Led Team in Rebounding	1	1
Led Team in Assists	3	16
Led Team in Blocks	0	3
Led Team in Steals	5	17
Double-Doubles:	0	0

**2011-12 SEASON GAME-BY-GAME**


Date	Opponent	gs	min	fg-a	3fg-a	ft-a	o-d-t	pf	a	to	blk	stl	pts
Nov. 11	at Ole Miss	*	25	2-12	1-3	2-4	1-0-1	1	1	1	0	1	7
Nov. 14	Indiana State	*	30	4-13	2-4	5-7	0-7-7	3	5	0	0	0	15
Nov. 16	at Tennessee	*	28	6-14	4-8	2-2	0-1-1	4	2	2	0	2	18
Nov. 19	at Southeastern Louisiana	*	40	8-18	0-4	0-0	1-2-3	0	6	3	0	3	16
Nov. 21	at Mississippi State	*	34	7-12	3-5	4-4	1-1-2	0	2	3	0	2	21
Nov. 26	Harding	*	27	7-14	3-6	0-0	0-1-1	0	1	1	0	1	17
Nov. 28	at Nicholls State		29	5-10	3-5	2-2	2-1-3	2	3	2	0	1	15
Dec. 3	Louisiana Tech		26	4-10	4-6	5-6	2-3-5	5	2	5	0	1	17
Dec. 10	at Texas A&M	*	33	3-13	1-9	0-0	0-0-0	1	1	5	0	1	7
Dec. 12	Nicholls State	*	9	2-6	1-3	0-0	2-1-3	0	0	2	0	0	5
Dec. 15	Northwestern State	*	29	5-10	0-2	4-4	0-0-0	4	4	3	0	1	14
Dec. 19	at UNLV												
Dec. 21	at Indiana State												
Dec. 29	Western Kentucky												
Dec. 31	Arkansas State												
Jan. 5	at Florida Atlantic												
Jan. 7	at FIU												
Jan. 12	UALR												
Jan. 14	North Texas												
Jan. 19	Denver												
Jan. 21	at Troy												
Jan. 28	UL-Lafayette												
Feb. 2	at Arkansas State												
Feb. 4	at UALR												
Feb. 11	South Alabama												
Feb. 16	at North Texas												
Feb. 18	at Denver												
Feb. 23	Middle Tennessee												
Feb. 25	at UL-Lafayette												

**BROWN'S CAREER STATISTICS**

YEAR	GP-GS	MIN/AVG	FG-A	PCT	3FG-A	PCT	FT-A	PCT	OFF-DEF-TOT	AVG	PF-FO	AST	TO	BLK	STL	PTS	AVG
2007-08	27-0	248/9.2	39-98	.398	20-53	.377	8-16	.500	12-22-34	1.3	20-0	18	13	3	12	106	3.9
2008-09	34-2	695/20.4	99-235	.421	54-130	.415	22-37	.595	17-38-55	1.6	53-1	45	44	2	23	274	8.1
2010-11	29-28	946/32.6	149-386	.386	60-160	.375	41-53	.774	16-46-62	2.1	63-4	77	95	3	40	399	13.8
2011-12	10-8	281/28.1	48-122	.393	22-53	.415	20-25	.800	9-17-26	2.6	16-1	23	24	0	12	138	13.8
<b>TOTAL</b>	<b>100-38</b>	<b>2170/21.7</b>	<b>335-841</b>	<b>.398</b>	<b>156-396</b>	<b>.394</b>	<b>91-131</b>	<b>.695</b>	<b>54-123-177</b>	<b>1.8</b>	<b>152-6</b>	<b>163</b>	<b>176</b>	<b>8</b>	<b>87</b>	<b>917</b>	<b>9.2</b>



# 2011-12 ULM MEN'S BASKETBALL

Exhibition 1 • Nov. 1 • Fant-Ewing Coliseum • Monroe, La.			
	Lubbock Christian	63	
	ULM	67	

MONROE, La. - Fred Brown scored a game-high 21 points and Hugh Mingo added 18 to lead ULM to a 67-63 exhibition win over Lubbock Christian Tuesday night inside Fant-Ewing Coliseum.

ULM converted 50 percent of its field goals in the second half (15-30) and made 10 of its 14 free throws to spark the victory after the teams were tied 26-all at halftime.

Fabio Ribeiro connected on 4-of-6 field goals to finish with 12 points and seven rebounds, while Charles Winborne added five points and two rebounds in his first ULM action after sitting out last season due to NCAA transfer rules. Brown and Mingo were co-leaders in rebounds with eight boards a piece.

ULM went on a 14-6 spurt, powered by a Winborne jumper and a pair of Brown baskets to claim a 46-42 advantage. Then Ribeiro found an offensive groove, scoring nine of the next 12 Warhawk points to give the hosts a 58-53 lead.

Jumpers by Brown and Ribeiro would push the Warhawks in front 62-57. A late 6-3 run by the Chaps was not enough, as three Mingo free throws down the stretch would close the game for ULM.

The Warhawks opened the contest on a 6-1 run highlighted by 3-pointers from Mingo and Brown. The Chaps responded with a quick 10-0 run of their own, capped by two Douglas Williams field goals from beyond the arc to jump in front 11-6.

A Brown free throw and a Mingo jumper pulled ULM within two (11-9) at the under-16 timeout. Then a Mingo jumper bookended a Brown 3-pointer to pull the Warhawks back on top 14-11.

Two free throws from Marcelis Hansberry ended a 9-0 Lubbock Christian run and vaulted the Warhawks on an explosive 10-0 surge. A 3-pointer from Brown, an and-one from Mingo and a layup from Ribeiro gave the hosts their biggest advantage of the first half 26-20.

The Chaps battled back, closing a 6-0 swing to send the game to the break tied 26-26. Brown paced the Warhawk attack with 10 points, followed by Mingo with nine. Hansberry added five points and four assists for ULM.

Lubbock Christian (0-1) hit its first five shots of the second half to open the game's biggest lead, 36-28. The Warhawks countered with a jumper from Christian Bibi Ndongo and a swish from Winborne to draw within four 36-32.

Anthony Brancato led Lubbock Christian with 19 points and eight rebounds, while Rashad Sample chipped in 18, all of which came in the second half.

No.	Lubbock Christian	FG	3FG	FT	R	F	TP	A	TO	B	S	MIN
05	Plunkett, A.	0-1	0-0	1-2	3	2	1	0	1	0	0	9
15	Roberts, R.	1-4	0-0	0-0	7	1	2	0	2	3	0	32
01	Williams, D.	4-10	2-5	0-0	5	3	10	2	4	0	1	29
20	Sample, R.	7-12	0-0	4-4	7	3	18	5	1	0	0	33
21	Brancato, A.	8-14	1-3	2-2	8	2	19	2	2	1	2	39
04	Viera, J.	1-1	0-0	0-0	3	4	2	0	3	0	2	8
12	Kennedy, T.	3-12	3-12	0-0	2	5	9	1	0	0	0	29
13	English, J.	1-3	0-2	0-1	2	2	2	0	0	0	0	7
14	Oropeza, E.	0-3	0-3	0-0	1	1	0	1	2	0	0	13
22	Hunter, J.	0-0	0-0	0-0	0	1	0	0	0	1	0	1
TEAM		2										
TOTALS		25-60	6-25	7-9	40	24	63	11	15	5	5	200
		(417) (.240) (.778)										

No.	ULM	FG	3FG	FT	R	F	TP	A	TO	B	S	MIN
41	Ribeiro, F.	4-6	0-0	4-10	7	2	12	0	2	0	0	22
03	Hansberry, M.	2-10	1-3	2-2	3	1	7	5	0	0	2	25
04	McCray, R.	1-4	0-0	0-1	2	2	2	3	1	1	0	28
24	Mingo, H.	7-17	0-4	4-5	8	2	18	2	1	0	0	36
55	Brown, F.	7-17	4-10	3-4	8	3	21	3	3	0	2	31
05	Bibi Ndongo, C.	1-3	0-1	0-0	5	3	2	0	0	0	0	22
10	Mackey, T.	0-2	0-0	0-0	1	2	0	1	0	0	0	11
11	Winborne, C.	2-4	0-0	1-1	2	0	5	1	1	0	0	10
35	Lindsey, T.	0-1	0-1	0-0	1	1	0	1	1	0	1	15
TEAM		3										
TOTALS		24-64	5-19	14-23	40	15	67	16	9	1	5	200
		(375) (.263) (.609)										


Technical Fouls: None

Officials: Raymond Natili, Forrest Sigler, James Buham

Attendance: n/a

Score by Half

Lubbock Christian.....	26-37	63
ULM .....	26-41	67

Exhibition 2 • Nov. 7 • Fant-Ewing Coliseum • Monroe, La.			
	Philander Smith	69	
	ULM	82	

MONROE, La. - ULM shot 53.7 percent from the field en route to an 82-69 exhibition victory over Philander Smith (Ark.) Monday evening inside Fant-Ewing Coliseum. The Warhawks finished with a 2-0 record in exhibition play and will open the regular season Friday at Ole Miss.

Senior guard Fred Brown led the way for ULM with 21 points and three assists while going 7-of-9 from the field. Senior guard Hugh Mingo chipped in 18 points, six rebound and three assists, and sophomore guard Charles Winborne notched his first double-digit scoring game in a ULM uniform with 10 points.

The Warhawks used an 11-1 run to build an 80-63 advantage, their largest of the game, with 3:35 remaining. Senior center Fabio Ribeiro started the run with a layup at the 7:19 mark. After a free throw from Philander Smith, the Warhawks reeled off nine straight points, capped by a layup from Brown.

Ribeiro finished with nine points and a game-high 12 rebounds in the game. ULM overwhelmed Philander Smith on the boards with a 42-20 edge. ULM also had 14 offensive rebounds and held a 42-14 advantage in points in the paint.

Brown did a majority of his work in the first half, going 4-of-4 from the field and finishing the half with 12 points. He knocked home a pair of 3-pointers in the final two minutes to give the Warhawks a 46-37 advantage at the break.

Demarkus Lipscomb and Ken Brown each had 23 points to lead the way for Philander Smith. The Panthers finished 7-of-21 from 3-point range and 24-32 from the free-throw line.

No.	Philander Smith	FG	3FG	FT	R	F	TP	A	TO	B	S	MIN
04	Bell, B.	1-7	1-6	7-7	2	4	10	2	3	0	1	25
54	Egbe, J.	0-1	0-0	0-0	3	5	0	0	0	1	5	17
02	Sims, M.	0-2	0-2	0-0	2	3	0	0	0	0	0	29
05	Lipscomb, D.	6-13	3-6	8-12	1	1	23	4	4	0	4	39
10	Brown, K.	8-18	2-6	5-6	4	5	23	4	7	0	0	34
03	Howell, A.	2-4	1-1	1-2	1	1	0	0	1	0	0	16
20	King, A.	0-0	0-0	0-0	1	1	0	0	1	0	0	3
30	Dotson, M.	1-1	0-0	1-2	2	0	3	0	1	0	0	9
44	Dumas, J.	0-1	0-0	2-3	3	1	2	0	0	0	1	17
50	Riddles, G.	1-1	0-0	0-0	1	2	2	0	2	0	0	11
TEAM		0										
TOTALS		19-48	7-21	24-32	20	22	69	11	19	1	12	200
		(396) (.333) (.750)										

No.	ULM	FG	3FG	FT	R	F	TP	A	TO	B	S	MIN
05	Bibi Ndongo, C.	2-4	0-0	1-2	8	4	5	0	3	0	0	21
24	Mingo, H.	7-13	1-4	3-5	6	2	18	3	4	0	1	28
41	Ribeiro, F.	2-6	0-0	5-6	12	2	9	1	1	0	0	31
11	Winborne, C.	5-9	0-1	0-0	3	4	10	1	5	0	1	20
55	Brown, F.	7-9	3-4	4-4	3	2	21	3	4	0	1	28
03	Hansberry, M.	1-5	0-2	2-3	0	0	4	3	2	0	0	12
04	McCray, R.	2-2	0-0	1-2	5	4	5	2	6	0	1	18
10	Mackey, T.	2-3	2-3	0-0	0	3	6	0	1	0	0	16
35	Lindsey, T.	1-3	0-0	2-4	5	1	4	2	1	0	2	26
TEAM		0										
TOTALS		29-54	6-14	18-26	42	22	82	15	27	0	6	200
		(537) (.429) (.692)										

Technical Fouls: Philander Smith-Brown, K. ULM-None

Officials: R-Shannon Cain, U1-Mitchell Ervin, U2-Earnie Phael

Attendance: n/a

Score by Half

Philander Smith .....	37-32	69
ULM .....	46-36	82

Game 1 • Nov. 11 • Tad Smith Coliseum • Oxford, Miss.			
	ULM	38	
	OLE MISS	60	

OXFORD, Miss. - ULM put forth a valiant second-half effort, but it was not enough as Ole Miss powered to a 60-38 victory Friday night in the season opener for both squads. The Warhawks shot just 28.6 percent for the game and struggled at the free-throw line, going 7-of-18.

Senior guard Fred Brown led the Warhawks with seven points on 2-of-12 shooting. It was the first time ULM failed to have a player score in double figures since 2006 against Iowa State. Freshman Trent Mackey came off the bench to notch five points and five rebounds in his first collegiate game.

ULM put on a spectacular defense display in the second half as Ole Miss shot just 23.3 percent in the half. The Warhawks cut the lead to as low as 16 in the second half, but that is as close as they would get.

After the two teams traded baskets for the first 10 minute of the second half, the Warhawks embarked on a 6-0 run - fueled by a pair of Fabio Ribeiro layups - to get within 49-33 with 5:14 remaining. ULM held Ole Miss scoreless for over three minutes during that stretch.

A Terrance Henry free throw and a layup from Murphy Holloway catapulted the Rebels back in front 52-33 with 4:21 left.

Henry, a Monroe, La. native, led three Rebels in double figures with 15 points. Nick Williams added 13 points and Dundreous Nelson chipped in 12 points for the Rebels. Holloway pulled down a game-high 17 rebounds.

The Warhawks shot just 16.7 percent in the first half as Ole Miss stormed out to a 33-11 advantage at halftime. ULM converted 4 of 24 from the field and 1 of 7 from 3-point range. The Rebels countered by shooting 44.4 percent and outgaining ULM 26-12 on the boards.

Ole Miss broke the game open with a 24-6 run over the final 13:18 of the first half. Leading 18-8, Williams scored nine straight points for the Rebels, capped by an old-fashioned three-point play that gave Ole Miss a 24-10 advantage with 7:00 remaining.

The Rebels continued the run spearheaded by an aggressive defense which blocked six shots and forced nine ULM turnovers in the half. The Warhawks managed just one point - a Christian Bibi Ndongo free throw - in the last 7:26 of the half.

No.	ULM	FG	3FG	FT	R	F	TP	A	TO	B	S	MIN
05	Bibi Ndongo, C.	1-3	0-0	2-6	5	2	4	0	1	0	0	21
41	Ribeiro, F.	2-7	0-0	1-2	6	4	5	1	5	0	0	29
11	Winborne, C.	2-6	1-3	1-2	2	3	6	3	1	1	0	23
24	Mingo, H.	1-5	0-2	0-0	0	4	2	0	3	1	1	18
55	Brown, F.	2-12	1-3	2-4	1	1	7	1	1	0	1	25
03	Hansberry, M.	0-2	0-0	0-0	1	1	0	4	2	0	1	15
04	McCray, R.	3-3	0-0	0-2	4	1	6	0	2	0	0	17
10	Mackey, T.	2-7	1-4	0-0	5	1	5	2	1	0	0	22
35	Lindsey, T.	1-4	0-3	1-2	4	3	3	0	1	0	1	30
TEAM		6										
TOTALS		14-49	3-15	7-18	34	20	38	11	18	2	4	200
		(286) (.200) (.389)										

No.	Ole Miss	FG	3FG	FT	R	F	TP	A	TO	B	S	MIN
01	Henry, T.	3-10	0-3	9-13	4	2	15	3	4	0	0	26
23	Buckner, R.	2-3	0-0	2-2	10	2	6	1	4	2	1	20
31	Holloway, M.	2-4	0-0	2-5	17	0	6	0	1	2	1	32
05	Nelson, D.	4-11	2-8	2-2	1	4	12	0	1	1	2	21
20	Williams, N.	5-11	2-6	1-1	3	1	13	1	2	0	1	31
04	Cox, D.	1-2	0-0	0-2	4	0	2	0	0	0	2	17
12	Aniefiok, M.	0-6	0-5	1-2	2	1	1	0	1	0	0	15
32	Summers, J.	2-9	1-4	0-0	2	4	5	3	2	1	1	27
34	Jones, A.	0-1	0-0	0-0	2	2	0	0	0	2	0	11
TEAM		3										
TOTALS		19-57	5-26	17-27	48	16	60	8	15	8	8	200
		(333) (.192) (.630)										

Technical Fouls: None

Officials: Gary Maxwell, Steven Andersson, Tony Henderson


Attendance: 5,729

Score by Half

ULM .....</
-------------



# 2011-12 ULM MEN'S BASKETBALL

Game 2 • Nov. 14 • Fant-Ewing Coliseum • Monroe, La.			
	INDIANA STATE	71	
	ULM	59	

MONROE, La. - Indiana State closed the game on a 13-5 run to defeat ULM 71-59 Monday night inside Fant-Ewing Coliseum. The game was the first of two this season between the two teams as ULM will make a return trip to Terre Haute, Ind. in December.

The defending Missouri Valley Tournament champions shot 45.0 percent from the field and knocked in eight 3-pointers to move to 2-0 on the season. ULM (0-2) countered by shooting 36.8 percent and going 9-of-19 from 3-point range to show dramatic improvement from Friday's season opener at Ole Miss.

Senior guard Fred Brown had season-highs of 15 points, seven rebounds and five assists to lead ULM, while sophomore guard Charles Winborne chipped in 12 points - all on 3-pointers -- for his first double-digit scoring output with the Warhawks.

The Warhawks were within one at 52-51 with 10:09 to play, but that is as close as they would get. Leading 58-54, Indiana State's Jordan Printy drained a 3-pointer from the right corner to kick-start the 13-5 run with 7:12 left in the game. ISU's Dwayne Lathan, a Chatham, La. product, knocked home a pair of free throws to give the Sycamores their biggest lead of the night (71-57) with 1:28 remaining.

Winborne hit 3-pointers on back-to-back possessions, and senior guard Hugh Mingo added a layup as ULM cut the Indiana State lead to 50-48 with 11:14 remaining. ULM got to within one (52-51) on Winborne's fourth 3-pointer of the night. The Warhawks hit seven of their nine 3-pointers in the second half.

Indiana State hit seven of its first 13 shots, including three 3-pointers, to build an early 17-8 lead. Another 3 by Lucas Eitel gave the Sycamores a 20-10 advantage - its largest lead of the half - with 11:34 before the break. The Sycamores had a 34-26 lead at the break.

Carl Richard led Indiana State with 15 points and 10 rebounds, followed by Jake Odum and Printy with 13 points each. Lathan finished the night with nine points, five rebounds and two assists in his return to Louisiana.

No.	Indiana State	FG	3FG	FT	R	F	TP	A	TO	B	S	MIN
34	Walker, M.	3-7	0-0	0-1	3	0	6	1	1	2	0	28
13	Odum, J.	5-9	0-0	3-4	5	3	13	6	1	1	2	35
15	Richard, C.	6-15	1-3	2-2	10	1	15	0	0	1	3	26
24	Printy, J.	5-11	3-9	0-0	4	1	13	2	0	0	0	32
25	McWhorter, S.	3-5	1-1	2-2	2	3	9	2	0	1	0	30
02	Eitel, L.	2-3	2-2	0-0	3	0	6	1	1	0	0	14
05	Gant, J.	0-1	0-0	0-0	2	1	0	0	1	2	0	9
20	Lathan, D.	3-9	1-5	2-2	5	2	9	2	1	1	1	26
TEAM		2										
TOTALS		27-60	8-20	9-11	36	11	71	14	5	8	6	200
		(.450) (.400) (.818)										

No.	ULM	FG	3FG	FT	R	F	TP	A	TO	B	S	MIN
35	Lindsey, T.	1-1	1-1	0-0	6	5	3	2	0	0	0	18
41	Ribeiro, F.	3-10	0-0	0-0	4	2	6	1	3	0	0	21
10	Mackey, T.	2-4	2-4	2-2	2	0	8	0	3	0	0	26
24	Mingo, H.	3-13	0-3	0-0	5	2	6	0	3	1	0	28
55	Brown, F.	4-13	2-4	5-7	7	3	15	5	0	0	0	30
03	Hansberry, M.	2-4	0-2	1-1	0	0	5	0	1	0	0	10
04	McCray, R.	2-4	0-0	0-0	3	0	4	0	0	0	0	18
05	Bibi Ndongo, C.	0-1	0-0	0-0	2	0	0	1	0	2	1	23
11	Winborne, C.	4-7	4-5	0-0	0	1	12	1	1	0	0	26
TEAM		4										
TOTALS		21-57	9-19	8-10	33	13	59	10	11	3	1	200
		(.368) (.474) (.800)										


Technical Fouls: None

Officials: Gary Maxwell, Steven Anderson, Tony Henderson

Attendance: 1,236

Score by Half

Indiana State.....	34-37	71
ULM .....	26-33	59

Game 3 • Nov. 16 • Thompson-Boling Arena • Knoxville, Tenn.			
	ULM	62	
	TENNESSEE	85	

KNOXVILLE, Tenn. - Fred Brown scored a game-high 18 points and the Warhawks led by as many as four in the second half, but it was not enough as Tennessee pulled away for an 85-62 victory Wednesday evening inside Thompson-Boling Arena.

The Volunteers shot 57.1 percent from the field in the second half and outscored the Warhawks by 25 points over the final 13 minutes. Tennessee (2-0) finished with a 34-10 advantage in the paint.

ULM (0-3) had its best shooting effort of the season, finishing at 42.9 percent from the field. The 62 points scored were also a season high. Senior guard Hugh Mingo was the only other ULM player to score in double figures, finishing with 11 points, seven rebounds and four assists. Senior center Fabio Ribeiro scored eight points and had seven rebounds.

ULM led by as many as four points (39-35) early in the second half following 3s from Trent Mackey and Charles Winborne. A jumper from Ribeiro gave ULM its final lead at 48-46 with 13:45 remaining.

Tennessee exploded for a 29-9 run midway through the second half to take a 75-57 advantage with 4:44 remaining in the game. The Vols hit four 3-pointers during that stretch and wore down an undersized ULM team in the paint.

Trae Golden, the reigning SEC Player of the Week, led five Tennessee players in double figures with 17 points and 11 assists. Skylar McBees had 15 points, Cameron Tatum chipped in 13 points and Jeronne Maymon and Josh Richardson each had 11 points.

The Vols scored nine straight points - five from Golden - to take a 55-48 advantage. Richardson added a dunk and a 3-pointer to extend the Tennessee to 62-51 with 9:30 left in the game. Tatum added 3-pointers on back-to-back possessions to build the Vols lead to 75-57.

Tennessee finished with a 46-27 rebounding edge and took advantage of it by outscoring ULM 15-4 on second-chance points.

ULM held Tennessee to 31.3 percent shooting in the first half as the two teams were tied 33-all at halftime. Brown scored 10 points in the half, including a pair of 3-pointers to lead the way for the Warhawks, who shot 46.9 percent.

After falling behind 9-0 to start the game, the Warhawks rallied back with a 16-6 run - capped by a 3-pointer from Brown - to take its first lead of the game with 10:25 remaining before intermission. Neither team led by more than four points the rest of the half.

Mingo hit back-to-back shots to give ULM its largest lead of the half at 33-31 with 1:07 left.

No.	ULM	FG	3FG	FT	R	F	TP	A	TO	B	S	MIN
35	Lindsey, T.	1-3	0-1	2-2	4	5	4	0	1	0	1	20
41	Ribeiro, F.	4-11	0-0	0-0	7	3	8	0	0	1	1	33
10	Mackey, T.	2-2	2-2	0-0	1	2	6	1	1	0	1	23
11	Winborne, C.	2-6	2-5	0-0	2	1	6	5	1	0	0	23
55	Brown, F.	6-14	4-8	2-2	1	4	18	2	2	0	2	28
03	Hansberry, M.	2-5	0-1	0-0	2	1	4	2	0	0	0	19
04	McCray, R.	2-3	0-0	1-2	0	1	5	1	4	2	1	23
24	Smith, R.	0-0	0-0	0-0	0	0	0	0	0	0	0	2
24	Mingo, H.	5-12	0-2	1-2	7	2	11	4	0	1	0	27
33	Martin, D.	0-0	0-0	0-0	0	0	0	0	2	0	0	2
TEAM		3										
TOTALS		24-56	8-19	6-8	27	19	62	15	11	4	6	200
		(.429) (.421) (.750)										

No.	Tennessee	FG	3FG	FT	R	F	TP	A	TO	B	S	MIN
20	Hall, K.	1-5	0-0	0-0	5	1	2	1	3	2	0	17
34	Maymon, J.	5-6	0-0	1-3	11	0	11	1	2	0	0	23
52	McRae, J.	3-9	1-5	2-2	1	1	9	1	3	2	0	17
11	Golden, T.	5-11	1-4	6-7	3	2	17	11	3	0	0	31
23	Tatum, C.	4-10	3-6	2-3	4	1	13	2	0	0	2	31
01	Richardson, J.	4-7	1-3	2-2	2	1	11	2	0	0	2	18
02	Campbell, G.	0-0	0-0	0-0	0	0	0	0	0	0	0	1
03	Woolridge, R.	0-4	0-2	0-0	5	0	0	0	0	1	0	15
13	McBees, S.	5-11	5-9	0-0	3	2	15	2	0	0	2	30
24	Lopez, B.	0-0	0-0	0-0	0	0	0	0	0	0	0	2
25	Miller, D.	3-4	0-0	1-3	6	3	7	0	0	0	1	15
TEAM		6										
TOTALS		30-67	11-29	14-20	46	11	85	20	11	5	7	200
		(.448) (.379) (.700)										

Technical Fouls: None

Officials: Tony Greene, Mike Nance, Chuck Jones

Attendance: 14,751

Score by Half

ULM .....	33-29	62
Tennessee .....	33-52	85

Game 4 • Nov. 19 • University Center • Hammond, La.			
	ULM	60	
	SOUTHEASTERN LA.	63	

HAMMOND, La. - Fred Brown had his 3-point attempt rim out at the buzzer as Southeastern Louisiana held on to defeat ULM 63-60 Saturday evening inside the University Center.

Brown took the inbound pass with 5.7 seconds remaining and got a wide-open 3-point attempt that would have tied the game. Brown finished with a team-high 16 points and six assists on 8-of-18 shooting for the Warhawks. Sophomore guard Charles Winborne totaled a career-best 15 points, and sophomore guard Marcellis Hansberry finished with 11 points.

The Warhawks (0-4) trailed 39-27 at the break, but used a strong defensive performance in the second half to get back into the game. ULM got to as close as one at 61-60 with 23 seconds remaining.

The Lions (2-1) looked to be in control up 61-56 with 1:00 remaining before ULM scored four straight points to make it interesting. Hansberry connected on two free throws with 34 seconds remaining, then stole the ensuing inbound pass and dished off to senior forward Christian Bibi Ndongo for the easy lay-in with 23 seconds left.

ULM looked to have another steal with 10 seconds remaining and down 61-60, but Hansberry was called out-of-bounds, giving the ball back to Southeastern Louisiana. Daron Populist converted a pair of free throw attempts to give the Lions their final margin of victory.

Brandon Fortenberry led Southeastern Louisiana with 23 points on 9-of-13 shooting, while Roosevelt Johnson chipped in 20 points and eight rebounds. Populist hit all four of his shot attempts, including three 3-pointers to register 13 points.

ULM used a 10-0 run midway through the second half to cut a 14-point Southeastern lead to four at 47-43 with 9:39 remaining. A layup by Brown and a pair of free throws by freshman Trey Lindsey narrowed the deficit to 50-47 with 6:54 remaining.

Fortenberry had 15 points in the first half and helped Southeastern Louisiana to a 39-27 lead at the break. The Lions shot 56 percent from the field in the half and made five 3-pointers.

After ULM scored the opening two points, Southeastern Louisiana countered with a 13-2 run to take a 13-4 advantage with 14:06 remaining in the first half. Fortenberry and Johnson each had four points during that stretch for the Lions.

ULM answered by scoring nine straight points to cut the lead to 13-11, capped by a jumper from Brown.

The Lions then scored 10 of the next 14 points in the game to build a 23-14 advantage with 7:20 remaining in the half. A Fortenberry 3-pointer gave Southeastern Louisiana its largest lead of the half at 37-23 with just under three minutes left before halftime.

No.	ULM	FG	3FG	FT	R	F	TP	A	TO	B	S	MIN
05	Bibi Ndongo, C.	2-3	0-0	1-2	2	3	5	0	0	1	1	22
04	McCray, R.	2-5	1-4	0-0	0	1	5	1	0	0	0	13
10	Mackey, T.	1-1	0-0	0-0	0	1	2	0	2	0	0	7
24	Mingo, H.	1-5	0-2	0-0	1	2	2	0	0	0	1	17
55	Brown, F.	8-18	0-4	0-0	3	2	16	6	3	0	3	40-
03	Hansberry, M.	4-8	1-2	2-3	5	4	11	2	1	0	1	25
11	Winborne, C.	6-12	3-6	0-0	3	2	15	3	2	0	1	35
35	Lindsey, T.	0-3	0-1	2-2	4	1	2	0	0	0	0	21
41	Ribeiro, F.	1-1	0-0	0-0	3	1	2	0	1	0	1	20
TEAM		3										
TOTALS		25-56	5-19	5-7	24	15	60	12	9	1	8	200
		(.446) (.263) (.714)										

No.	Southeastern La.	FG	3FG	FT	R	F	TP	A	TO	B	S	MIN
10	Johnson, R.	7-15	0-0	6-8	8	2	20	0	2	3	0	32
25	Petrovic, J.	1-3	0-0	0-0	5	2	2	0	2	0	0	19
05	Fortenberry, B.	9-13	4-8	1-4	5	0	23	3	1	1	1	38
12	Populist, D.	4-4	3-3	2-2	0	1	13	1	2	0	0	27
22	Campbell, J.	1-4	1-2	1-2	4	0	4	2	4	1	0	32
01	Nelson, T.	0-0	0-0	0-0	2	0	0	0	0	0	0	6
11	Benton, A.	0-3	0-1	0-0	3	0	0	1	1	0	0	19
20	Patterson, D.	0-2	0-1	0-0	4	3	0	5	4	0	1	20
24	Harrel, M.	0-0	0-0	1-2	0	0	1	1	0	0	0	7
TEAM		4										
TOTALS		22-44	8-15	11-18	35	8	63	13	16	5	2	200
		(.500)	(.533)	(.611)								





## 2011-12 ULM MEN'S BASKETBALL

Game 5 - Nov. 22 - Humphrey Coliseum - Starkville, Miss.				
	ULM	63		78
	MISSISSIPPI STATE			

STARKVILLE, Miss. - No. 24 Mississippi State used a pair of big runs to defeat ULM 78-63 Monday evening inside Humphrey Coliseum. It marked the end to a tough start to the season for the Warhawks (0-5) in which they played five games in 11 days - four on the road.

The Bulldogs had runs of 14-0 (first half) and 18-1 (second half) to win their fourth straight and improve to 5-1 on the season. The Warhawks did not make it easy though as they led by as many as eight in the first half and trailed just 31-26 at the break.

Senior guard Fred Brown turned in another stellar performance for the Warhawks with a season-high 21 points on 7-of-12 shooting. Brown connected on 3-of-5 from 3-point range while also tallying two assists and two steals.

ULM upped its shooting for the fifth straight game and finished the contest shooting 49.0 percent from the field. Mississippi State countered by shooting 50.8 percent from the field and knocking in 10 3-pointers.

With the Warhawks leading by two, Mississippi State used an 18-1 run to take a 57-42 advantage with 10:10 remaining in the game. The run spanned 5:57 and was capped by a 3-pointer by Dee Bost. Bost led the Bulldogs with 21 points and five assists in the game, including four 3-pointers.

Rodney Hood chipped in 20 points and eight assists and Brian Bryant finished with 17 points, 10 rebounds and four assists for the Bulldogs.

Mississippi State took advantage of its size with a 36-16 advantage in the paint and a 17-3 edge in second-chance points. ULM hung in on the boards against the Bulldogs with just a 32-26 deficit.

Sophomore guard Marcelis Hansberry also had a season-best night with 13 points, while senior guard Hugh Mingo and sophomore guard Charles Winborne each contributed nine points for ULM.

ULM hit four of its first five shots of the game, including a pair of 3-pointers by Brown, to take an early 11-5 advantage. Hansberry scored on a layup with 13:51 to give the Warhawks a 15-10 lead.

Mississippi State reeled off five straight points - all from Jalen Steele -- to tie the score at 15-15 with 12:13 remaining in the first half before ULM used an 8-0 run to build its largest lead of the game.

Freshman Trey Lindsey hit a jumper just inside in the 3-point line and R.J. McCray followed with a jumper of his own to vault the Warhawks in front 19-15 at the 9:08 mark of the first half. Hugh Mingo connected on a layup and Hansberry scored in transition to give ULM its largest lead at 23-15 with 7:49 remaining before halftime.

Mississippi State quickly responded, embarking on a 14-0 run spanning over seven minutes, to take a 29-23 advantage. Brown broke the run with a 3-pointer at the 1:18 mark to pull the Warhawks within three points.

The Warhawks opened the second half on 9-4 run to knot the score at 35-35 with 16:03 remaining. A jumper by Hansberry gave ULM its final lead at 41-39 with 14:31 left in the game.

No.	ULM	FG	3FG	FT	R	F	TP	A	TO	B	S	MIN
41	Ribeiro, F.	1-1	0-0	0-0	5	2	2	0	3	1	0	24
03	Hansberry, M.	6-13	0-2	1-2	2	1	13	0	0	0	1	33
10	Mackey, T.	2-6	1-4	0-0	3	1	5	3	3	0	0	28
11	Winborne, C.	4-9	1-3	0-0	4	1	9	0	2	0	0	25
55	Brown, F.	7-12	3-5	4-4	2	0	21	2	3	0	2	34
04	McCray, R.	1-2	0-0	0-0	2	1	2	3	2	0	2	22
23	Smith, R.	0-0	0-0	0-0	0	0	0	0	0	0	0	1
24	Mingo, H.	3-6	1-2	2-3	5	1	9	1	0	0	0	16
33	Martin, D.	0-1	0-0	0-0	0	0	0	0	0	0	0	1
35	Lindsey, T.	1-1	0-0	0-0	1	2	2	2	0	0	1	16
TEAM		2										
TOTALS		25-51	6-16	7-9	26	9	63	11	14	1	6	200
		(.490) (.375) (.778)										

No.	Mississippi State	FG	3FG	FT	R	F	TP	A	TO	B	S	MIN
30	Lewis, W.	2-2	0-0	0-0	5	3	4	1	0	0	0	32
00	Steele, J.	3-9	2-7	0-0	2	1	8	5	2	0	0	25
03	Bost, D.	7-16	4-9	3-4	3	4	21	5	1	0	3	31
04	Hood, R.	9-13	2-4	0-0	8	0	20	1	1	0	2	36
22	Bryant, B.	7-11	0-1	3-4	10	0	17	4	0	3	3	35
11	Clayton, R.	0-0	0-0	0-0	0	0	0	0	0	0	0	1
12	Parker, C.	0-0	0-0	0-0	0	0	0	0	0	0	0	1
15	Price, B.	0-0	0-0	0-0	0	0	0	0	0	0	0	1
20	Luczak, T.	0-0	0-0	0-0	1	0	0	0	0	0	0	1
24	Cunningham, T.	0-2	0-1	0-0	0	0	0	0	0	0	0	1
25	Johnson, R.	0-0	0-0	0-0	1	0	0	0	1	0	0	7
33	Smith, D.	3-8	2-5	0-0	1	1	8	4	3	0	0	29
TEAM		1										
TOTALS		31-61	10-27	6-8	32	9	78	20	8	3	8	200
		(.508) (.370) (.750)										

Technical Fouls: None

Officials: Mike Stuart, Pad Adams, Ed Corbett

Attendance: 4,892

Score by Half

ULM	26-37	63
Mississippi State	31-47	78

Game 6 - Nov. 26 - Fant-Ewing Coliseum - Monroe, La.		
	HARDING	71
	ULM	68

MONROE, La. - Sophomore guard Marcelis Hansberry had his 3-point attempt come up short in the final seconds as Harding defeated ULM 71-68 Saturday afternoon inside Fant-Ewing Coliseum.

The Warhawks (0-6) trailed by 11 with 3:24 remaining before making a furious comeback to cut the lead to as close as two. ULM knocked in a trio of 3-pointers during the run and finished 11-of-23 from beyond the arc in the game - the most 3-pointers ULM has made in a game since the 2007-08 season.

Sophomore guard Charles Winborne set a career high with 18 points on 7-of-12 shooting from the field. Winborne is the only ULM player to hit a 3-pointer in all six games this season. Senior guard Fred Brown chipped in 17 points and freshman Trent Mackey scored a career-best 13 points off the bench.

Trailing 66-55, ULM quickly scored five straight points - all from Mackey - to make it a 66-60 game with 2:16 to play. Mackey hit another jumper at the 1:30 mark and Brown knocked home a 3-pointer with 40 seconds remaining to cut the Harding lead to 68-65.

After a pair of free throws from Harding's Weston Jameson, Winborne connected on a 3-pointer to get the Warhawks within two at 70-68 with 19 seconds remaining. Jameson made 1 of 2 from the free-throw line on Harding's next possession, giving ULM the chance to tie the game.

Deontra Scott scored a game-high 24 points to lead four Harding (1-1) players in double figures. Zach Roddenberry contributed 13 points and seven rebounds, while Hayden Johnson and Bradley Spencer each had 10 points.

Harding shot 56 percent in the first half en route to a 40-24 advantage at the break. The Bisons led by as many as 19 (38-19) with 2:08 remaining in the half.

No.	Harding	FG	3FG	FT	R	F	TP	A	TO	B	S	MIN
12	Walters, M.	2-6	1-4	2-2	2	0	7	2	0	1	0	16
21	Johnson, H.	3-6	2-3	2-2	2	2	10	0	1	0	0	24
42	Roddenberry, Z.	6-6	0-0	1-1	7	2	13	1	1	0	0	24
10	Spencer, B.	4-6	1-2	1-2	5	1	10	5	5	0	0	35
14	Jameson, W.	0-3	0-2	3-4	3	0	3	5	4	0	1	35
03	Silverman, A.	0-3	0-2	0-0	2	0	0	0	0	0	0	5
22	Scott, D.	6-10	5-6	7-7	6	0	24	0	1	2	1	25
24	Porter, K.	1-1	0-0	0-1	1	1	2	3	4	0	0	16
32	Brown, D.	0-2	0-0	0-0	0	0	0	0	1	0	0	5
40	Cannon, L.	1-3	0-0	0-0	3	1	2	0	1	0	0	15
TEAM		2										
TOTALS		23-46	9-19	16-19	33	7	71	16	18	3	2	200
		(.500) (.474) (.842)										

No.	ULM	FG	3FG	FT	R	F	TP	A	TO	B	S	MIN
41	Ribeiro, F.	2-6	0-0	0-0	4	2	4	0	1	0	0	14
03	Hansberry, M.	2-6	0-3	2-3	3	1	6	5	2	0	2	33
11	Winborne, C.	7-12	3-6	1-1	0	2	18	4	1	0	1	30
24	Mingo, H.	0-2	0-1	0-0	1	3	0	0	0	0	0	10
55	Brown, F.	7-14	3-6	0-0	1	0	17	1	1	0	1	27
04	McCray, R.	1-2	0-0	0-0	0	0	2	0	0	0	0	16
05	Bibi Ndongo, C.	1-4	1-2	2-2	5	4	5	1	0	4	1	25
10	Mackey, T.	5-9	3-5	0-0	1	3	13	3	1	0	1	27
33	Martin, D.	0-1	0-0	0-0	0	1	0	0	1	0	1	3
35	Lindsey, T.	1-1	1-1	0-0	2	4	3	1	2	0	1	15
TEAM		3										
TOTALS		26-57	11-24	5-6	20	19	68	15	10	4	8	200
		(.456) (.458) (.833)										

Technical Fouls: None

Officials: John Healy, Mike Million, Matthew Potter

Attendance: 883

Score by Half

Harding	40-31	71
ULM	24-44	68

Game 7 - Nov. 28 - Stophor Gym - Thibodaux, La.		
	ULM	86
	NICHOLLS STATE	65

THIBODAUX, La. - ULM shot a blistering 62 percent from the field in route to an 86-65 victory over Nicholls State Monday evening inside Stophor Gym. It was the first win of the season for the Warhawks, who improved to 1-6.

The Warhawks shot 65.5 percent in the second half and outscored the Colonels 50-31 in the final 20 minutes. It was ULM's highest scoring output of the season and its highest shooting percentage in a game since December of 2009.

Sophomore guard Charles Winborne set a career high in points for the second straight game with 19 points and seven rebounds on 6-of-8 shooting. Senior guard Fred Brown scored 15 points and senior guard Hugh Mingo added 13 points, while freshman Trent Mackey chipped in 12 points and senior Fabio Ribeiro contributed 10 points and seven rebounds.

ULM used a 9-0 run to build a 75-59 lead and put the game out of reach with 5:20 remaining. Brown and Winborne each had 3-pointers during the run, while senior Christian Bibi Ndongo contributed a three-point play.

The Warhawks scored eight straight points, including a pair of 3-pointers from Brown, to build a 52-44 advantage midway through the second half. Mackey hit his third 3-pointer of the game to extend the ULM lead to 57-48 with 10:26 to play.

Mingo hit a jumper just inside the 3-point line with two seconds remaining in the first half as ULM took a 36-34 advantage at halftime. The Warhawks shot 57.1 percent in the half, including making 8 of its final 10 shots.

The lead switched hands 11 times in the first half as neither team led by more than six.

Nicholls State was led by Sam McBeath and Chris Talkington, who each chipped in 12 points on the night. Bryan Hammond had 12 points and Sterling Bailey totaled 10 points for the Colonels.

No.	ULM	FG	3FG	FT	R	F	TP	A	TO	B	S	MIN
05	Bibi Ndongo, C.	1-1	0-0	2-3	2	4	4	0	0	1	0	15
03	Hansberry, M.	4-7	1-1	0-1	3	3	9	1	0	0	1	24
10	Mackey, T.	4-7	4-7	0-0	0	2	12	0	1	0	0	24
11	Winborne, C.	6-8	3-5	4-5	7	1	19	2	1	0	0	27
35	Lindsey, T.	1-2	0-1	0-0	0	3	2	3	1	0	0	20
04	McCray, R.	1-1	0-0	0-0	0	0	2	4	0	0	0	15
24	Mingo, H.	6-9	1-2	0-1	4	2	13	1	1	0	0	21
41	Ribeiro, F.	3-5	0-0	4-7	7	3	10	1	1	0	1	25
55	Brown, F.	5-10	3-5	2-2	3	2	15	3	2	0	1	29
TEAM		4										
TOTALS		31-50	12-21	12-19	33	20	86	15	8	1	3	200
		(.620) (.571) (.632)										

No.	Nicholls State	FG	3FG	FT	R	F	TP	A	TO	B	S	MIN
02	Prest, L.	0-0	0-0	0-0	0	3	0	0	0	0	1	15
11	Talkington, C.	3-6	2-4	4-5	1	1	12	0	0	0	0	37
03	Hammond, B.	5-11	1-3	0-0	0	1	11	4	1	0	1	34
21	Rilleux, S.	4-9	1-4	3-4	4	2	12	4	2	0	1	40
23	Lewis, T.	2-4	0-1	4-5	1	5	8	1	1	0	0	12
14	Triggs, B.	0-0	0-0	0-0	0	0	0	0	0	0	0	7
15	McBeath, S.	4-10	3-7	1-2	3	2	12	2	1	0	0	30
24	Bailey, S.	3-4	2-3	2-2	4	2	10	1	0	0	0	19
34	Smith, J.	0-0	0-0	0-0	1	0	0	0	1	0	0	6
TEAM		3										
TOTALS		21-44	9-22	14-18	17	16	65	12	6	0	3	200
		(.477) (.409) (.778)										

Technical Fouls: None

Officials: Buddy Daughdrill, Gregory White, Mitchell Ervin

Attendance: 574

Score by Half

--



Game 8 - Dec. 3 - Fant-Ewing Coliseum - Monroe, La.				
	LOUISIANA TECH		73	
	ULM		71	

MONROE, La. - Sophomore Marcelis Hansberry missed a 3-point attempt from half court with time expiring as Louisiana Tech held on to defeat ULM 73-71 Saturday in a wild game inside Fant-Ewing Coliseum.

The Bulldogs looked to be in control of the game when Raheem Appleby hit a pair of free throws to give Tech a 65-57 advantage with 2:36 remaining, but ULM responded by scoring 14 points in the final two and half minutes and getting as close as one in the final seconds.

The Warhawks (1-7) shot 54.5 percent in the second half and finished at 40.4 percent for the game. ULM knocked in six 3-pointers and made a season-best 19-of-23 from the free-throw line. Louisiana Tech (3-4) shot 42.6 percent for the game, including 8-of-24 shooting from beyond the arc.

Senior guard Fred Brown led the way for the Warhawks with 17 points - all in the second half - on 4-of-10 shooting. Brown tied a season high with four 3-pointers in the game, including two in the final minute.

Brown's fourth 3-pointer of the night cut the Louisiana Tech lead to 72-69 with 21 seconds remaining. On Tech's ensuing possession, Kenyon McNeal missed both free throw attempts to give ULM a chance to tie with 18 seconds remaining.

Sophomore Charles Winborne got fouled with 4.4 seconds remaining and converted both free throws. Romario Souza converted 1-of-2 from the charity stripe, giving the Warhawks the final possession with 3.8 seconds on the clock.

Winborne finished in double figures for the third straight game with 15 points and a team-high five assists. Senior Christian Bibi Ndongo recorded a career-high 10 points and five rebounds off the bench for the Warhawks.

Appleby scored a career-best 19 points on 7-of-15 shooting to lead the way for Louisiana Tech, while Johnson registered 14 points and finished with four 3-pointers. Johnson hit a pair of big 3-pointers as part of a 9-0 run as Louisiana Tech grabbed a 65-57 lead with 2:36 remaining.

The Bulldogs held a 28-24 advantage in the paint and a pivotal 23-9 edge in points off turnovers. The Warhawks, who entered the game as one of the best teams in the Sun Belt at holding onto the ball, finished with 17 turnovers.

ULM scored the final six points of the first half to close within 32-29 at the break. The Warhawks struggled to shoot in the half, converting just 31.4 percent from the field.

The Bulldogs took control in the first half with a quick 10-0 run that included a pair of 3-pointers. Trevor Gaskins capped the run with a layup to give Louisiana Tech a 25-15 run with 8:54 remaining in the first half.

No.	Louisiana Tech	FG	3FG	FT	R	F	TP	A	TO	B	S	MIN
25	Lewis, J.	4-5	0-0	2-2	4	3	10	1	1	0	1	26
04	Smith, K.	0-0	0-0	0-0	1	3	0	1	0	0	0	6
05	Gaskins, T.	2-8	0-4	2-2	4	2	6	4	0	0	2	30
15	Johnson, C.	5-10	4-7	0-0	3	5	14	3	1	1	1	23
21	McNeal, K.	1-8	1-6	2-4	4	2	5	4	3	0	2	32
01	Kyser, M.	1-1	0-0	0-0	1	1	2	0	0	1	1	9
02	Gibson, B.	2-8	2-5	2-2	3	3	8	0	2	2	0	21
03	Appleby, R.	7-15	1-2	4-6	1	2	19	0	1	0	1	30
20	Smith, L.	0-1	0-0	0-0	2	0	0	1	1	0	0	8
45	Souza, R.	4-5	0-0	1-2	4	2	9	0	1	0	0	15
TEAM		3		1								
TOTALS		26-61	8-24	13-18	30	23	73	14	10	4	8	200

No.	ULM	FG	3FG	FT	R	F	TP	A	TO	B	S	MIN
35	Lindsey, T.	2-3	0-0	0-0	0	1	4	0	2	0	0	21
41	Ribeiro, F.	1-2	0-0	0-0	8	1	2	0	0	0	0	16
03	Hansberry, M.	2-9	0-2	2-2	3	2	6	2	2	0	1	19
10	Mackey, T.	3-6	1-4	2-2	1	3	9	4	1	0	0	27
11	Winborne, C.	5-13	1-5	4-6	3	0	15	5	1	0	0	33
04	McCray, R.	0-0	0-0	0-0	0	0	0	0	1	0	0	2
05	Bibi Ndongo, C.	3-6	0-0	4-5	5	3	10	0	2	1	0	22
15	McClellan, S.	3-5	0-0	0-0	7	5	6	0	2	1	0	21
24	Mingo, H.	0-3	0-0	2-2	6	1	2	2	1	0	0	13
55	Brown, F.	4-10	4-6	5-6	5	5	17	2	5	0	1	26
TEAM		2										
TOTALS		23-57	6-17	19-23	40	21	71	15	17	2	2	200


#### Technical Fouls: None

Officials: Kyle Neve, Barry Mathis, Dan Strzyfeller

Attendance: 2,013

#### Score by Half

Louisiana Tech.....	32-41	73
ULM.....	29-42	71

Game 9 - Dec. 10 - Reed Arena - College Station, Texas		
	ULM	54
	TEXAS A&M	67

COLLEGE STATION, Texas - ULM once again put up a good showing against a ranked opponent, but it was not enough as No. 25 Texas A&M pulled away late for a 67-54 victory Saturday inside Reed Arena.

Senior guard Hugh Mingo had his best game of the season with 21 points, nine rebounds and five assists for the Warhawks. Mingo finished 9-of-12 from the field and hit both of his 3-point attempts in the game. He finished as the only ULM player in double digits scoring.

The Warhawks (1-8) battled back from an 11-point halftime deficit to tie the score at 43-41 with just over 14 minutes remaining in the game. It marked the third time this season that ULM has either led or been tied with a team in one of the power six conferences.

The Aggies (8-1) answered with an 11-0 run to take the lead for good at 54-43 with 8:08 to play. The Warhawks got to within as close as five (54-49) on a layup from senior Fabio Ribeiro with 5:42 remaining before Chris Middleton took over for the Aggies.

Middleton, who was playing in just his second game of the season due to injury, paced Texas A&M with 24 points on 8-of-14 shooting. He scored eight points in the final five and a half minutes - including a pair of 3-pointers - that kept Texas A&M comfortably in control.

ULM and Texas A&M each with finished with 22 made baskets and five 3-pointers with the difference coming at the free-throw line. The Aggies made 18-of-23 from the charity stripe while ULM made it to the line just five times.

Senior guard Fred Brown failed to score in double figures for the first time in seven games as he finished with seven points on 3-of-13 shooting. Ribeiro contributed six points and seven rebounds, while freshman forward Trey Lindsey hit a pair of 3-pointers for six points.

ULM opened the second half on fire, hitting five of its first seven shots, to cut the Texas A&M lead to 43-41 with 15:52 to play. A pair of free throws from Ribeiro on the next possession tied the score with 14:51 remaining.

The Aggies scored the final four points of the first half, including a three-point play by Middleton in the final seconds, to build a 38-27 advantage at the break. Texas A&M came into the game giving up an average of just 16.7 points in the first half at home.

No.	ULM	FG	3FG	FT	R	F	TP	A	TO	B	S	MIN
05	Bibi Ndongo, C.	2-5	0-1	0-0	3	4	4	0	0	0	1	19
11	Winborne, C.	1-7	0-4	2-2	1	1	4	3	0	0	0	29
15	McClellan, S.	2-5	0-0	0-0	2	5	4	0	0	0	3	20
24	Mingo, H.	9-12	2-2	1-1	9	2	21	5	2	0	1	35
55	Brown, F.	3-13	1-9	0-0	0	1	7	1	5	0	1	33
03	Hansberry, M.	1-4	0-1	0-0	2	0	2	1	0	0	0	10
04	McCray, R.	0-0	0-0	0-0	1	0	0	0	1	0	0	2
10	Mackey, T.	0-3	0-3	0-0	0	2	0	0	1	0	0	11
35	Lindsey, T.	2-4	2-4	0-0	0	4	6	0	0	0	0	21
41	Ribeiro, F.	2-6	0-0	2-2	7	1	6	1	2	1	0	20
TEAM		4										
TOTALS		22-59	5-24	5-5	29	20	54	11	11	1	6	200

No.	Texas A&M	FG	3FG	FT	R	F	TP	A	TO	B	S	MIN
05	Harris, D.	2-2	1-1	1-2	1	1	6	2	1	0	1	29
10	Loubeau, D.	4-9	0-1	5-6	6	3	13	1	0	0	0	30
22	Middleton, K.	8-14	2-5	6-7	6	3	24	3	5	0	2	28
31	Turner, E.	5-12	2-5	0-0	4	0	12	3	1	0	3	31
35	Turner, R.	0-5	0-0	3-4	3	1	3	0	1	0	0	20
04	Davis, K.	1-1	0-0	1-2	9	2	3	1	1	0	2	25
11	Branch, J.	0-1	0-0	0-0	0	2	0	3	1	1	0	12
12	McDonald, B.	0-0	0-0	0-0	0	0	0	0	0	0	0	0+
13	Green, J.	2-4	0-1	2-2	4	1	6	2	2	0	0	25
33	Jolly, G.	0-0	0-0	0-0	0	0	0	0	0	0	0	0+
42	Jahns, J.	0-0	0-0	0-0	0	0	0	0	0	0	0	0+
TEAM		3										
TOTALS		22-48	5-13	18-23	36	13	67	15	12	1	8	200


Technical Fouls: ULM-Hugh Mingo, Texas A&M-Kris Middleton

Officials: Hal Lusk, Brent Meaux, Bret Smith

Attendance: 6,875

#### Score by Half

ULM.....	27-27	54
Texas A&M.....	38-29	67

Game 10 • Dec. 12 • Fant-Ewing Coliseum • Monroe, La.		
	NICHOLLS STATE	82
	ULM	70

MONROE, La. - Nicholls State shot 50 percent from the field and never trailed in an 82-70 victory over ULM Monday evening inside Fant-Ewing Coliseum.

The Warhawks, who defeated Nicholls State 86-65 two weeks ago in Thibodaux, shot just 38.5 percent from the field to fall to 1-9 on the season. Sophomore Charles Winborne led ULM with a career-best 20 points on 7-of-12 shooting from the field.

Senior Hugh Mingo scored in double figures for the second straight game with 11 points and seven rebounds, and sophomore Steven McClellan contributed seven points and a career-high 11 rebounds.

ULM finished with a 42-35 rebounding advantage and had a season-best 17 of-fense boards against the Colonels. Despite coming in shooting over 70 percent from the free-throw line, the Warhawks struggled Monday by going 12-of-21.

ULM got as close as 62-54 with 5:20 remaining in the game, but Nicholls State responded by scoring seven straight points to put the game out of reach.


The Colonels (3-6) scored the first eight points of the game and led by as many as 18 (35-17) with 4:31 remaining in the first half. A jumper and a 3-pointer from senior Fred Brown cut the lead to 37-22 with 1:59 remaining before the half. Sophomore R.J. McCray knocked in a pair of free throws to close out the half with Nicholls State leading 37-25.

Trevon Lewis paced the Colonels with a game-high 25 points and nine rebounds, while Bryan Hammond added 19 points and five assists.

No.	Nicholls State	FG	3FG	FT	R	F	TP	A	TO	B	S	MIN
02	Prest, L.	2-5	1-4	2-2	2	1	7	1	0	1	1	34
15	McBeath, S.	1-4	0-3	2-2	6	3	4	3	3	0	1	30
03	Hammond, B.	6-12	1-3	6-9	3	1	19	5	2	0	1	33
21	Rillieux, S.	1-7	0-2	2-4	5	4	4	4	1	0	0	30
23	Lewis, T.	9-14	2-3	5-6	9	1	25	2	0	2	2	30
01	Thomas, D.	2-2	0-0	5-5	0	2	9	0	0	0	0	5
11	Talkington, C.	2-3	1-2	0-0	0	4	5	1	2	0	0	14
34	Smith, J.	4-7	0-0	1-2	5	3	9	1	0	0	1	20
35	Smith-Hyde, L.	0-0	0-0	0-2	1	0	0	0	0	0	0	4
TEAM		4										
TOTALS		27-54	5-17	23-32	35	19	82	17	8	3	6	200

No.	ULM	FG	3FG	FT	R	F	TP	A	TO	B	S	MIN
05	Bibi Ndongo, C.	0-0	0-0	0-0	0	2	0	0	1	0	0	7
15	McClellan, S.	2-6	0-0	3-4	11	2	7	0	2	1	0	19
11	Winborne, C.	7-12	3-5	3-4	3	2	20	2	2	0	0	25
Mingo, H.	4-10	2-3	1-3	3	3	11	0	2	0	0	0	26
55	Brown, F.	2-6	1-3	0-0	7	0	5	0	2	0	0	9
03	Hansberry, M.	2-8	0-2	2-5	4	3	6	3	2	1	0	32
McCray, R.	2-5	0-1	2-3	3	4	6	2	0	0	0	0	22
10	Mackey, T.	2-9	2-7	0-0	3	2	8	1	0	0	1	28
35	Lindsey, T.	2-5	0-1	1-2	2	5	5	4	2	0	1	21
41	Ribeiro, F>	1-4	0-0	0-0	2	0	2	0	0	0	0	11
TEAM					4							
TOTALS		25-65	8-22	12-21	42	23	70	12	13	3	2	200
		(385) (364) (571)										



Game 11 • Dec. 15 • Fant-Ewing Coliseum • Monroe, La.		
	<b>NORTHWESTERN ST</b>	<b>76</b>
	<b>ULM</b>	<b>63</b>

MONROE, La. - Northwestern State shot 46 percent from the field and knocked in a season-high 13 3-pointers en route to a 76-63 victory over ULM Thursday evening inside Fant-Ewing Coliseum.

The Demons (5-5) finished 13-of-28 from beyond the arc, including six 3s from Louis Ellis. Ellis led Northwestern State with a game-high 19 points on 6-of-11 shooting. Gary Stewart added 12 points while Shamir Davis contributed 11 points for the Demons. Northwestern State has converted a total of 15 3-pointers in its last two games.

ULM (1-10) shot 42.6 percent from the field and outscored Northwestern State 30-18 in the paint. Senior guard Fred Brown scored 14 points and dished out four assists to lead the way for the Warhawks.

Sophomore Steven McClellan finished one rebound shy of a double-double with 10 points and nine rebounds, and sophomore guard Charles Winborne scored in double figures for the second straight game with 13 points.

Ellis hit a trio of 3-pointers in the second half to help the Demons build its 10-point halftime advantage to as many as 21 with 5:31 remaining in the game. Northwestern State embarked on an 18-8 run midway through the second half to lead 71-51 with 6:01 to play.

The Demons hit eight 3-pointers and shot a blistering 50 percent in the first half to take a 45-35 advantage at halftime. Northwestern State converted its first three 3-pointers of the half and led 11-2 with 17:08 remaining before the break. Stewart scored six straight points, including a 3-pointer, to give Northwestern State a 19-6 lead at the 13:21.

ULM battled back with a 7-0 spurt to get as close as five at 25-20 on a layup from Brown with 10:10 remaining before the half. Five points is as close as the Warhawks would get though as Northwestern State answered with seven straight points to build its lead back up to 12.

No.	Northwestern St.	FG	3FG	FT	R	F	TP	A	TO	B	S	MIN
34	Roberson, G.	1-2	0-0	3-4	4	2	5	1	1	0	1	23
42	Mosley, W.	1-1	0-0	2-2	4	3	4	0	1	1	1	15
00	Davis, S.	3-6	1-1	4-5	1	3	11	6	2	0	4	24
01	Jacobs, D.	1-3	1-1	0-0	0	1	3	0	0	1	1	9
22	Ellis, L.	6-11	6-10	1-2	3	1	19	2	3	1	1	23
02	Washington, T.	2-3	2-3	0-0	2	3	6	1	1	0	0	13
10	Robinson, P.	0-3	0-3	1-4	1	1	1	1	1	1	0	17
11	Brisco, J.	1-2	0-0	0-0	1	1	2	2	1	0	0	10
33	Hulbin, J.	3-7	1-3	1-2	4	1	8	0	0	0	0	17
35	Evans, O.	1-1	0-0	2-3	4	1	4	1	0	1	0	15
40	Frazier, M.	0-2	0-0	1-2	1	3	1	0	0	1	0	10
44	Stewart, G.	4-9	2-7	2-3	3	2	12	1	2	0	4	24
<b>TEAM</b>					<b>1</b>			<b>1</b>				
<b>TOTALS</b>		<b>23-50</b>	<b>13-28</b>	<b>17-27</b>	<b>29</b>	<b>22</b>	<b>76</b>	<b>15</b>	<b>13</b>	<b>6</b>	<b>12</b>	<b>200</b>
		<b>(.460) (.464) (.630)</b>										

No.	ULM	FG	3FG	FT	R	F	TP	A	TO	B	S	MIN
05	Bibi Ndongo, C.	1-2	0-0	3-5	4	2	5	2	0	0	1	26
41	Ribeiro, F.	0-0	0-0	0-0	1	1	0	0	2	0	0	6
11	Winborne, C.	5-8	1-1	2-4	2	1	13	0	2	0	1	27
24	Mingo, H.	0-2	0-1	2-2	2	0	2	0	1	1	0	12
55	Brown, F.	5-10	0-2	4-4	0	4	14	4	3	0	1	29
03	Hansberry, M.	0-2	0-1	3-4	0	0	3	0	0	0	1	7
04	McCray, R.	0-1	0-0	0-0	4	0	0	2	1	0	1	19
10	Mackey, T.	3-9	1-3	1-2	2	5	8	0	2	1	0	29
15	McClellan, S.	4-7	0-0	2-2	9	5	10	2	3	1	1	19
23	Smith, R.	1-2	0-0	1-2	0	0	3	0	0	0	0	6
33	Martin, D.	0-2	0-0	0-1	0	0	0	0	0	0	0	7
35	Lindsey, T.	1-2	0-1	3-3	2	5	5	1	1	0	2	13
<b>TEAM</b>					<b>5</b>	<b>1</b>						
<b>TOTALS</b>		<b>20-47</b>	<b>2-9</b>	<b>21-29</b>	<b>31</b>	<b>24</b>	<b>63</b>	<b>11</b>	<b>15</b>	<b>3</b>	<b>8</b>	<b>200</b>
		<b>(.426) (.222) (.724)</b>										

**Technical Fouls:** Northwestern State-None. ULM-TEAM

**Officials:** Lee Cassell, Scott Davis, Kerby Sitton

**Attendance:** 1,278

**Score by Half**

Northwestern State..... 45-31      76

ULM ..... 35-28      63





## TV/RADIO ROSTER



**3 • MARCELIS HANSBERRY**  
Sophomore • Guard  
Jackson, Miss.



**4 • R.J. MCCRAY**  
Sophomore • Guard  
Grand Prairie, Texas



**5 • CHRISTIAN BIBI NDONGO**  
Senior • Forward  
Yaounde, Cameroon



**10 • TRENT MACKEY**  
Freshman • Guard  
Tampa, Fla.



**11 • CHARLES WINBORNE**  
Sophomore • Guard  
Shreveport, La.



**14 • IFE EKE**  
Sophomore • Forward  
Lagos, Nigeria



**15 • STEVEN MCCLELLAN**  
Sophomore • Center  
Fresno, Calif.



**23 • REGINALD SMITH**  
Freshman • Guard  
Columbia, La.



**24 • HUGH MINGO**  
Senior • Guard  
West Monroe, La.



**33 • D'ANDRE MARTIN**  
Freshman • Guard  
Monroe, La.



**35 • TREY LINDSEY**  
Freshman • Forward  
Austin, Texas



**41 • FABIO RIBEIRO**  
Senior • Center  
Caetnopolis, Brazil




**55 • FRED BROWN**  
Senior • Guard  
West Palm Beach, Fla.



**KEITH RICHARD**  
Head Coach



**CORD WRIGHT**  
Assistant Coach



**BRANDON ROBERTS**  
Assistant Coach